



It's "Back to School" Time and "Full STEAM (Science, Math, Engineering, Art and Math) Ahead" as Kids Klub delivers quality learning in a place Where Everyday Leads to a New Discovery! Kids Klub is filled every day, throughout the whole day with STEAM activities. Each Child learns differently and some will grasp a concept during Circle Time discussions while others understand fully when they are planning, creating and problem solving around the issue in blocks and trains. The teachers are able to link all of our lessons to all the other learning going on throughout the centers reaching each child through their individual style of learning and interest.

STEAM learning is fascinating to teach. Not only do we teach your children (S)cience through activities like water and sand play in the Sand Box, rolling balls across the room in Balance and Coordination and using a magnifying glass to study their skin but also through observation, finding areas of children's interest, asking questions, creating problems and encouraging the search for solutions. (T)echnology activities at Kids Klub include indentifying complicated machines like tractors on a farm or construction site and trash trucks in our community and learning about the jobs they do for us and tying them to the overall learning and theme for the day and week. (E)ngineering at Kids Klub really happens in the Blocks and Trains Learning Center as well as the Art Center as the children talk, discuss, plan and design structures that they then solely or cooperatively build with their friends. As their structures go up and fall down, guided by their teacher's questions, the children learn to analyze and solve problems and then take those skills to the next learning lessons. (A)rt opens the creative side of the learning process and at Kids Klub we will tie our art projects to our weekly lessons in as many ways as we can to help children connect the dots to learning a particular concept. If we are building something special in blocks and trains, we may also build using art supplies during art class. If we are learning about a particular color or shape, our art supplies may utilize that color or shape for the creative process so that a new connection regarding that color and shape are made. In Art we also allow time for the children to just be creative as they finger, easel, watercolor paint or just create what they feel inspired to create. (M)ath activities at Kids Klub are vast reaching with simple counting, matching, shapes and patterns happening in Circle Time, Manipulatives, to more advanced mathematical topics like measuring, volume, pouring, fractions, geometry and spatial development happening during lesson time in Kitchen Creations, Manipulatives, Science and while engaged in Dramatic Play in Hoppy's Home, School and General Store. The children "cook" a pizza pie dinner and "bake" a multilayer cake and then serve a fraction of the pizza pie and cake to their friends. Life skills are gained right along with math and science methods as they set the table, dress and feed the baby dolls and build and work in the workshop. Testing of theories and hypothesizes together with thought on how to answer the questions asked by their teachers as well as their friends leads to expanded learning, enhanced natural curiosity and hopefully a lifetime love of learning. Open ended questions such as "Tell me about what you are working on now." "What do you notice about how "it" is moving?", "Why do you think your blocks fell over?", "What do you think you can do next time you stack them up to help them not fall over?", "What else have you seen other kids try?" are a perfect way for you to get involved in the day to day development of STEAM learning your child is experiencing at Kids Klub each and every day.

The September Curriculum with Ready, Set, Learn as our monthly theme will focus weekly on "Back To School" Concepts, Making New Friends, All About Me, School Rules and Basic Manners. We will be establishing our classroom and school expectations, practicing our important routines like hand-washing and learning safety protocols and we will be using positive reinforcement to help all children understand these expectations and follow our classroom rules. Attached you will find the Curriculum Calendar highlighting all that your child is learning each and every day at Kids Klub.

In Science your child will explore the world of Animals throughout the year and September brings Farm Animals and Pets. Your child will get to know "The Kids Klub Pets" as well as share with the class what kinds of pets they have at home. They will learn the names of many farm animals, what they look like and what sounds they make. They will find out what food these animals eat, what their babies look like and how they help us by providing us with milk, eggs and cheese. Your child will be developing their intellectual learning skills as they learn how to explore, observe, hypothesize and predict as well as theorize through all the STEM lessons and we start the year out with the science topics: All About Me- Mirrors and Magnifying Glasses; Sink or Float; and Apples, Apples, Everywhere. They will be studying themselves and observing how each human is different/unique and special and they will begin to learn weights, measures, and basic observation skills as well as having a safe and open place to ask and answer questions. Predicting and hypothesizing are important skills and the children will begin to learn this lesson as we take on Sink or Float. They will be learning about what makes something float or sink and then hypothesizing about many items that they will then test to see if their theory is correct. Observation and investigation as well as graphing, weights and counting are the focus of learning in the Apples, Apples Everywhere lesson which the children all love. We really get to use all 5 senses for this lesson as we observe color, shape and size with our eyes, hear all about apples and hear them crunch when we get to eat them with our ears, touch with our fingers to determine texture, smell with our nose, and then taste the apples with our tongues and taste buds to begin learning about sour, sweet and tart.



Dramatic Play is also an important part of each child's day at Kids Klub and it happens all over the school. Dramatic play takes place in the Theater as the children dress in costumes, use the puppet theater, and stand "on stage" to act out a dramatic scene but dramatic play also occurs in Hoppy's Home, the Schoolhouse, The Diner area, the General Store and outside on the playground in and out of the playhouses as the children gather together to "act" out whatever their imagination is inspiring them to do. It is a place and time to build confidence and gain life skills. It is a place to role play as a Mother, Father, Sister, Brother, Baby, Teacher, Store Clerk, Baker, Restaurant Owner, Homemaker, Doctor, Veterinarian, Bus Driver, Landscaper, Mechanic, Carpenter and more. The teachers will be asking questions that connect what the children are learning throughout the week and month with what they are role playing. The teachers will be posing problems that need to be solved so that critical thinking happens and discussion amongst their peers helps the children cooperatively consider solutions. The teachers will give "assignments" that will involve counting, colors, sorting, fractions, predicting and more with the toys right in front of the children. This will turn play into what I love to say at Kids Klub is called Serious Play, learning will be happening at every step of the day. Yes there is time for quiet play, alone time, and go with the flow time and each of these time periods will also set the scene for different types of connections to be made and learning to be had. Watch for pictures your teachers will send you to see how your child's day is playing out, and ask questions when you come to pick up and on your drive home that allow your child to share all that they are learning at school.

PHONICS: We will also begin our formal academic learning journey for the year with "Allie Alligator", "Bubba Bear", "Catina Cat", and "Deedee Deer" of our Zoo Phonics Program. They will learn about the capital and small letters of Aa-Dd in the alphabet as well as begin to associate each letter with words like Apple and Alligator, Bear, Bus and Boat, Cat, Dog and Deer this month tying letter learning, vocabulary building and phonics with our weekly themes and lessons.

CALENDAR CONCEPTS: We will also teach the children Calendar Concepts like Days of the Week, Months in the Year, the Numbers 1-4 this month will be a focus. Calendar concepts help a child develop order and organization skills.

SHAPES: We will start our Shapes lessons with the Circle, Square and Triangle and combinations of these shapes that make up objects being the focus this month. We will also be learning to identify common objects as part of our shapes lessons as well - such as a School Bus, Apples, School House, and even a basic shape of a cat and a dog.

COLORS: Our Colors lessons will tie with other vocabulary, science and learning lessons throughout the month. We will be focused this month on the colors Red, Yellow and Green and all of the items such as school buses, apples, a schoolhouse and even studying our clothes we are wearing that have these colors.

PATTERNS: Pattern Lessons are a big part of the academic MATH program at Kids Klub. Patterns help children make sense of the world around them, providing a sense of order in what otherwise might seem chaotic. There are patterns in nature, patterns in our homes and patterns help us problem solve-being able to identify recurring patterns allow us to make educated guesses, assumptions, and hypothesis-developing critical thinking skills, logic and advanced math skills in the future. September we will be introducing and creating and re-creating in many different ways all around the center the patterns: ABAB, AABBAABB, AAABBBAAAABB.

WEATHER/SEASONS & FEELINGS: Learning about Weather & Seasons and tying these phenomenon to understanding feelings starts important learning as we observe, compare and contrast outside and inside and how these concepts make us feel.

COMMUNITY HELPERS & CAREERS: Community Helpers and Careers will be a part of each month's lessons throughout the year. September will focus on Teachers, School Bus Drivers, Cafeteria Workers, Janitorial Staff, Veterinarians & Farmers as we focus on the themes of Back to School, Pets, Farm Animals and Apples.

We will be using all of this learning in each and every learning center the children visit. We will be connecting the themes while we are reinforcing the basic math skills of patterning and counting while continually connecting the alphabet letters and their sounds to the names of toys and items in the surrounding throughout Kids Klub. From Fine Motor Skills and Basic Math Skills to Gross Motor Skills and Beginning Reading Skills, your child will be developing Physically, Emotionally, Socially and Academically. Through learning to observe, explore, hypothesize and predict, your child will be developing Intellectual Learning and Critical Thinking Skills that will help them understand the world around them. Full STEAM Ahead!



(Mother, Teacher and Curriculum Director)





Monthly Theme: Ready, Set Learn!

WEEK 1 **Weekly Theme:** Back to School Welcome Week **Letters:** Aa -Allie Alligator, Apple, **Number:** 1
Shapes: Circle, Schoolhouse and Bus **Colors:** Red & Yellow **Patterns:** ABAB, 1212, Bus Schoolhouse, Bus, Schoolhouse


Circle Time: Zoo Phonics, calendar, numbers, names, patterns, letters, colors, & shapes. Making new friends, School rules, Welcome week, introducing everyone in class, learning new songs, helping everyone transition into their classes. How am I feeling today on the 1st week of school? Good Hygiene, Snack, Breakfast, Lunchtime & Classroom Manners, Clean-up skills,

Community Helpers: Teachers, Bus Drivers, Cafeteria Workers, Janitorial Staff, Veterinarians

Songs: ABC Song
 Name Song
 Off to school we go
 It's the first day of school
 Who Came to School Today

Mandarin Songs:
 Head Shoulders Knees & Toes
 Go To School

Books: Back to School Themed stories like
 Arthur Goes To School
 Elmo's ABC Book
 How Do Dinosaurs Go To School?
 Try, Try Again, Cookie's Week & Pets

	Monday	Tuesday	Wednesday	Thursday	Friday
Art & Writing Skills		Design & Create a 2D or 3D popsicle stick school house- STEAM Physics Engineering, and Art	Continue Schoolhouse Build & Sponge paint w/Red Paint, color mix with other colors	Collage with the color red on a large letter A and on the Number 1 (Letter & Number rec., eye-hand coordination)	Holding Writing Utensils Properly - Easel painting a favorite pet (Fine Motor, Creativity, Animal Science)

PM Art: Design with colorful shapes (Rectangles, Circles, Squares) & Create a yellow school bus (Engineering, Problem Solving, Art, Shape Recognition & Fine Motor Skills), Paint your dough creations from Kitchen Creation after they dry.

Balance & Coordination: Parachute Fun with all my new friends- Little chutes and a class sized chute, add a ball -throw the ball Up, Down, & Wave learn how to work together as a team - to make the parachute look like a wave in the ocean. Roll the balls under and throw over. Can you all make the parachute go up and then let go and run under it all together, one at a time and in pairs, triplets etc... Also go over in detail the Rules of the Balance & Coordination Learning Center, How to help Set-up & How to help Clean-up and put things back on their proper shelves, boxes, bins and bags.

Blocks & Trains: **Lesson 1:** Let's build a school house with blocks- discuss, design, question -what does it look like? how big should it be? How to build a building-floor, walls, door, roof, schoolhouse specific needs, what materials and tools and vehicles are used -Introduction of construction vocabulary- (STEM)
Lesson 2: Going to School in our Community: School Buses, Cars, Trucks - let's build a whole town with a Schoolhouse in it as part of the community. Everyone then build their house then design a Bus route from all our friends' homes to the schoolhouse-have fun getting everyone to the school house on the school buses. If you need to build more roads and routes around the town to make sure all the children can get to school. (Collaborative play, verbal language, planning, design, new friends)

Dramatic Play **At each Dramatic Play Rotation:** Let's talk about what we have to do to get ready to go to school each day. Talk about and role play Classroom Rules Learning and pretend to be getting ready for circle time, lining up for transition, cleaning up, setting up, being a good friend. What do we do if we accidentally break something? Hygiene: go over the sneezing and coughing rules & keeping our hands clean. Why are all these rules and routines important? Use this time to discuss, demonstrate and practice our school and classroom expectations.

Happy's General Store: Start by having a mini circle time to discuss the above then talk about the General Store and how to care for it. Next, talk about Lunch. What is lunch? When is it served? What is a lunch box? What are some items that we eat for lunch? Then let's go shopping for things to make our school lunches and share with our class our favorite lunch box items we have shopped for. "Cook" them up, pack them up and take them off to school. Have a group "lunch" party with your friends. Be careful to manage time - clean-up is an important part of learning at Kids Klub. Have the class carefully sort fruits, vegetables, meats, dairy and other grocery store items and put each set back in the proper place within the store. This is the month to really set the expectations on how we care for our learning centers so please take the time and the children will be learning all along the way as they sort and count and also learn life skills as they help with the clean-up after their class. All throughout sorting and clean-up be discussing, teaching vocabulary and all of the learning concepts of the week. (Critical thinking, developing social and verbal skills-building vocabulary)

Happy's Home: **Let's learn about the Get Ready for School Routine:** It's Back to School time-cook breakfast, dress the children, pack lunch and take them to school. Pretend to go school shopping for all the items you need to go to school like a backpack and some art supplies, school supplies, like a pencil, crayons and paper and don't forget a lunch box too. Remember to start by discussing the learning center rules and expectations. Take a good look at how the learning center is organized and where everything will be returned after play time. Sorting out the toys, completing sets of items, gathering all of the doll & kitchen items and returning them to the correct shelves and is an important math skill as well as learning organization and sorting skills but also important for each and every class and child - the environment matters and organization and complete sets of toys helps children make sense of the toys and learning concepts they are learning when they play with them.

Happy's School: Teach your friends and the babies what you are learning about at school. Magnets, Velcro Blocks, Magnetic Gears and Flannel Stories and Activities are fun! Teaching something to ourselves, a baby doll or a friend helps us to solidify the lesson in our brain, make new neural connections that help us remember these lessons long term and help us also grasp the concepts we may not have grasped by other teaching techniques. The School House Learning Center area is so important for taking a short term lesson and turning it into a long term memory. Demonstrate with the children how to teach each other and teach the baby dolls the learning concepts of the week. Also use this time and learning center to reinforce the Community Helper Lesson: What is a Teacher? How do they help us learn? What is a School Bus Driver and what is their job in our community? What other community helpers work at our school? In our community?

Kitchen Creations: Kitchen Rules & Expectations - Good Hygiene: Wash Hands, Clean Environment, Caring for our Friends with Allergies by being very careful with our hands and not touching others or surfaces around them. This week we will be making playdough. Each child participating in this project will make



their own batch of playdough. Each child will measure out the ingredients using the measuring cups & spoons and pour it into their bowls, mix with their fingers, stir with a spoon and feel the dough as it comes together. They will get to play with the dough, mashing it, kneading it, rolling it out, using cookie cutters to cut the dough in to shapes. Make circles, the Letter A, the Number 1, a school bus, a dog or a car. Let your creations dry so you can use art time to paint them. Have fun and use your 5 senses to explore the dough – watch it form with your eyes – how does it change as we add ingredients and stir? Smell the dough with your nose – does it smell like anything you have smelled before? Touch the dough with your clean fingers – what does it feel like? Is it hot or cold?, hard or soft? Does it stick together or fall apart? Pick it up and plop it down on the table – what does it sound like? Does it make any sound when you are squishing it with your fingers? Tasting the dough is something we do not want to do but we will be exploring salty, sweet and sour at another time and will refer back to dough we have made with a lot of salt in it. and we can also explore these tastes at meal times with our taste buds. (explore textures, learn directions, math)

Library Time:

1st and foremost lesson: Books are NOT toys and the children should not be “playing” with books. Books are a gift of life. Books are a Teacher Directed lesson—this month the children will learn how to be gentle with a book, holding it carefully, turning the pages gently, not crumbling the pages is a critical lesson for each and every child of all ages. Books are to always be at teacher only level on the shelves or in the teacher only cabinet. Read and Listen to stories throughout the whole day at Kids Klub. Starting at Circle Time we read several books that introduce the learning concepts for the day, week and month in different ways through different characters or types of writing, illustrations, rhymes or songs. Throughout the day, there are books in each and every learning center at Kids Klub that also continue to teach our concepts for the day, week, month and year as well as continue to introduce print, letters, illustrations, that develop language skills everywhere a child is throughout their day. We even love to read stories outside before, during and after playtime connecting nature every opportunity we can. Reading to a child is the pre-cursor to speaking and vice versa so it is important for a child to be read to and to be listened to when speaking or trying to speak. This week we will also begin to try and predict the next part of the story and ending of the story. “What do you think will happen next in the story?” We will introduce library rules and how to care for book including how to navigate NOT REMOVE a book cover, gentle page turning, repairing a page if it accidentally gets a tear, placing the book back correctly in the shelves to not only see the title of the book but also to protect the cover and pages inside the book. Library time also develops listening skills that will be very important through a child’s school time as well as throughout their life.

Manipulatives:

Puzzles, lacing boards and lacing beads. Lacing a school house, school bus, apple, pets and colorful large beads to create patterns. The Manipulative Center is one of the most diverse learning environments we have at Kids Klub – teaching so many types of lessons with each learning toy and activity the children engage in. The children will be strengthening their spatial skills with puzzles. Puzzles help our brains learn to critically think, problem solve and understand the spatial relationship of objects, people, and the world around us. Puzzles are a critical lesson at Kids Klub with new themed puzzles being introduced throughout the year & repeat puzzle play happening regularly to build upon skills learned week over week. The children will learn finishing the task at hand, not giving up and if there is a missing piece to search and find it and even more importantly continue on without it solving around the missing section. We will also be building and strengthening our fine motor skills which will build upon our ability to learn to write properly. The children will be lacing using boards, wooden lacing toys and lacing beads. The lacing beads will also teach creativity, color recognition & teach patterns –this week learning the ABAAB pattern. The rules of the Manipulative Learning Center where each of the toy boxes goes as well as how to put back the puzzles properly should be reviewed. The children will learn about finding all of the pieces, cleaning up all the toys sets & pieces that have dropped on the floor. Make sure that each puzzle is complete and back in its proper puzzle rack. All must be done before the class can move on to the next learning center. This ensures that the next time they return to continue their lessons, they too will find their favorite puzzle or toy complete with all of its pieces and able to teach the lessons the toy was designed to teach. Do Not leave the learning center until all puzzles are complete and all boxes are sorted properly and put away. (Shape & Color recognition, strengthen spatial, critical thinking & fine motor skills)

Music & Movement:

This week we will be hosting a Back to School Dance Party in our music room. The children will have fun singing, following the directions and dancing with their new friends. We will be practicing listening skills, moving our body, getting our heart rates up to strengthen our heart muscle, beginning to understand rhythm and beat, feeling free and safe to have self expression and building self-esteem all along the way. Music, rhythm and beat help us with our speaking and reading skills. Music also helps our body de-stress, relax and feel joy. Teaching children that movement is fun will set them up for a healthy lifestyle for later in their life when they must choose to “rotate” to music and movement throughout their days. Introducing Music Vocabulary: Beat-Pulse of the music (tapping and clapping to beat), Volume(loud, soft), Tempo/Speed (slow and fast), Rhythm-pattern of sound (repeating, rising and falling sounds), Musical Instruments, Music is a form of Art

Science:

Lesson 1: The Kid’s Klub Pets: What Animals do we have at Kids Klub? What do they look like? What are their names? What kind of animals are they? What do they eat? What kind of habitats do they live in? We will be studying the animals all around Kids Klub inside and Outside understanding that we are not the only living things at Kids Klub inside the school and outside on the playground. We will talk about care for animals, keeping their habitats safe and healthy and learning to love and respect the animal world around us. What do living things need to survive on the planet Earth? Healthy Food, Clean Fresh Water, Clean Air to Breathe, Ideal Habitat, Loving Care, Healthcare to ensure healthy body-animals goes to a Veterinarian for care. Veterinarians are doctors for animals.

Lesson 2: Pets are fun – What pets do your children have at home or at a friend or family’s home? What are their names? How do they care for them? What does a pet need to be healthy and safe? Community Helper: What is a Veterinarian? How does a Veterinarian help pets? How do you become a Veterinarian? (observe, description-size, color, texture, classification, animal knowledge, verbal language)

Theater Time:

Building Confidence –Stand up & Introduce yourself – you can go “on stage” or just stand with your class – tell your new friends in your class what your name is, what is your favorite color, your favorite animal, and your favorite foods are. Have fun playing freeze dance, follow the leader, dancing as your favorite animal and just moving your body with your teachers and friends. Theater Time is a safe place to build self esteem and confidence and role play who you dream to be and figure out what makes you happy. Theater is also a place to learn about feelings by acting them out- what does anger, joy and happiness look and feel like? Theater helps build life skills-it is a place to role play life skills with your friends- dress-up like a community helper or a parent or your favorite animal you want to learn about. Imagination & creativity build week after week as the children find the confidence to stand up in front of their friends “on stage” and practice. Joy and laughter fill this room as does so much learning and brain connection to the learning themes going on all over the center. This is the place where you do not only get to read about pets but get to pretend to be your favorite one.



Monthly Theme: Ready, Set Learn!

WEEK 2 Weekly theme: All about Me- I am special & Unique Letters: Bb -Bubba Bear, B is for Barn on a Farm
 Numbers: 2 Colors: Yellow & Red Shapes: Square review Circle Pattern: ABAB,ABAB review & AABBAABB

Circle Time: Zoo Phonics, calendar, numbers, names, patterns, letters, colors, shapes, All about me, I am special; what I like to do; what makes me special; what my favorite color, food, pet, story is. How am I feeling today on the 2nd week of school? What are feelings? I can feel happy, sad, scared, angry, and many more. What is a farm? Have you ever visited a farm? Name some farm animals; what they like to eat; where they live; what they eat; and what they help us with. What do Farmers do? Grow our food - Vegetables, Fruits, Milk, Eggs, Cheese and more. Continue teaching rules and clean-up skills.

Community Helpers: Introduce Farmers & review Teachers, Bus Drivers, Cafeteria Workers, Janitorial Staff, and Veterinarians

Songs: Old Mac Donald had a farm
 Welcome everyone
 If You're Happy and You Know it
 Who Came to School Today?
 I love you ...You love

Mandarin Songs:
 Head, Shoulders Knees & Toes
 Go To School

Books: Back to School/All About Me themed: like
 A Book of Hugs
 My Five Senses
 The One and Only Special Me
 Pets and Farm Animal Stories of all kinds

	Monday	Tuesday	Wednesday	Thursday	Friday
Art & Writing Skills	Holding Writing Utensils Properly - Creating ME as a Puppet -making my face on a paper bag or popsicle stick puppet (build self awareness)	Holding Writing Utensils Properly - Draw self portrait- what makes me special, what makes me different: Use Mirror: Observe Create hair, eyes, mouth, nose and ears	Finger painting with yellow: What things are yellow in color then add red paint- color mix (Explore fun, new ways to make art)	Holding Writing Utensils Properly - Using Tissue paper squares -squish them and glue a farm animal-then make a class mural with everyone's farm animals together	My Hand print is unique - art creations- what can you make with your hand print? (Inspire creativity)

Pm Art: Red Tissue collage a Big Barn & add to your class Farm Mural- then create a Yellow square collage on the number 2 (Fine motor, letter & phonics, color & number recognition)

Balance & Coordination: Review the rules on how to keep your body safe in this learning center. Gently Stretch, Breathe, and then Work together to Design and Build an Obstacle course: have fun jumping over, on or in, balancing and crawling under over and over again waiting your turn, being patient with your friends in front of you- then with your class, please carefully put away all the pieces where they go in the proper bins on the shelves. (Balance, gross motor, patience and fun skills)

Blocks & Trains
Visit 1: Block structures with large blocks, tree blocks, and small blocks and talk about what you have built. (Overcoming the challenges of building with unlike materials, encourage class participation and discussion)
Visit 2: Build a collaborative town with your class: 1st have everyone build your home then with your friends build a neighborhood by adding your school and add roads for the school bus to come pick up everyone for school. Work together to make sure that each child can be reached by the school bus roads that CONNECT each and everyone. What other types of places do you need in your town? Talk about safety-Fire, Rescue, Police, Hospital, Veterinarian, Food options like Grocery Store, Restaurants; Car Places like Gas Station, Mechanic Shop, Car Wash; Clothing and Hardware Stores; (Collaboration, Sharing, Planning, Engineering, Vocabulary Building, Imagination and having fun together)

Dramatic Play At each Dramatic Play Rotation: During the short circle time in each rotation -talk about what we have to do to get ready to go to school each day. Talk about and role play Classroom Rules Learning and pretend as you host circle time, line up for transition, cleaning up, setting up, being a good friend. What do we do if we accidentally break something? Good Hygiene: go over the sneezing and coughing rules & keeping our hands clean. Discuss why are all these rules and routines important? Use this time to discuss, demonstrate and practice our school and classroom expectations as you build the weekly vocabulary and role play in many other ways.

Happy's General Store: Let's make Breakfast: What is breakfast? When is it served? What are some items that people like to eat for breakfast? What is your favorite thing to eat for Breakfast?" Get a basket, go shopping and then come back together as a class to share your shopping basket items with your class. But first: Who will be the checkout people so everyone can "pay" for their grocery choices? Who will be the store helpers? Who are the food stockers? Who will be the shoppers? Assign jobs and then switch. After everyone checks out, shares it is time to sort properly and return items to the proper shelves in the grocery store. Sorting teaching many important math and organizing skills. Have the store stocking people help find the right locations for all the different food types. (build thinking skills, math skills, confidence, language skills & vocabulary)

Happy's Home: Time to play in your home doing your favorite things like cooking, cleaning, dressing up the baby dolls and taking them for a walk, workshop building, ironing, mowing the lawn, bbqing. Playing house is fun to do and filled with important lessons. Make Breakfast and Lunch for the babies. Get the kids ready for school - pack the backpacks, pack a lunch and they go for a walk to the school bus stop.

Happy's School: Time to Role Play being a Teacher - As a class, first host a mini circle time talking about what you are learning in school. Then have each child get a doll or find a friend and Host their own Circle Time at one of the learning boards. Help them to learn how to use the felt pieces or magnets to re-teach what they have been learning in school. Teach about the letter, number, color and pattern you are learning about. Teach science using the special magnetic gears and science magnets. Teach about the weekly theme using the flannel pieces. Ring the bell, assign classroom jobs, and have fun teaching your friends & the dolls what you are learning about at school. Teaching something to others builds long term memory.

Kitchens: Wash hands really well, hand out individual bowls and spoons; we are making healthy mashed potatoes. Measure, pour, mix, follow directions going step by step, then taste! Every child will make their own serving of mashed potatoes mixing the ingredients after they are measured and poured. Simple, easy and safe - this project is a basic cooking class that starts to introduce the concept of ingredients, measuring cups and spoons, being careful to



measure properly, taking time to pour carefully not spilling what has been measured. (measuring math, new vocabulary, self-help skills, following directions, fine motor skills-pouring, stirring, eating with a spoon) and if time permits Making Play-dough - have each child make their own batch of playdough and mix it with their clean fingers-what can we make with our dough? Roll it out long and create the Letter A, B and the Numbers 1 and 2.

Library:

Reminder: Books are NOT toys and children should not be "playing" with books. Books are a Teacher Directed material that should be stored out of children's reach and supervised very closely to ensure child knows how to be gentle with the book, turn pages properly without crumbling or tearing a page. **Taking care of our Library Books: how to repair a tear at the book hospital and stories with puppets.** Teaching children to handle books gently and to help repair a book if it accidentally gets torn is an important lesson in love and respect of wonderful things we have in this world. Books are magical and bring us so many wonderful lessons. Please take the time with your class to talk about how special books are and teach them how to handle them, take them and put them back on the book shelves. Spend the time to show them how to repair a torn page or cover. Use some plain paper to let them try on their own using tape to repair a tear. What does tape do? How does it feel? How does it work? Then reward them after this special lesson with a beautiful story using a fun puppet or two or three. (build awareness)

Manipulatives:

Fine Motor skills and Numbers, Patterns, Shapes Learning with our SWEET Toys: counting, colors, patters and fine motor ice cream cones, number, shapes and colors cookie jars, shape and color cupcakes, alphabet matching popsicles and more: Set-up your stations, have each group of children rotate through each station for a few minutes of play and learn time. PRACTICE ABAB and AABBAABB pattern. Teach Clean-up Skills -sorting properly, putting bins away in correct locations.

Music:

& Movement:

Making music-use different instruments like drums, rhythm sticks, tambourines and cymbals: learn the names of the instruments you are using. Learn how to play them properly. Touch them gently. Play them Slow, Fast, Loud and Soft, beat 1 time then beat 2 times then 3 times- count as you go, beat and count fast, beat and count slow, loud and soft, listen to music, sing songs as you play your instrument. If time permits, after carefully putting away the instruments, dance to the music.

Science:

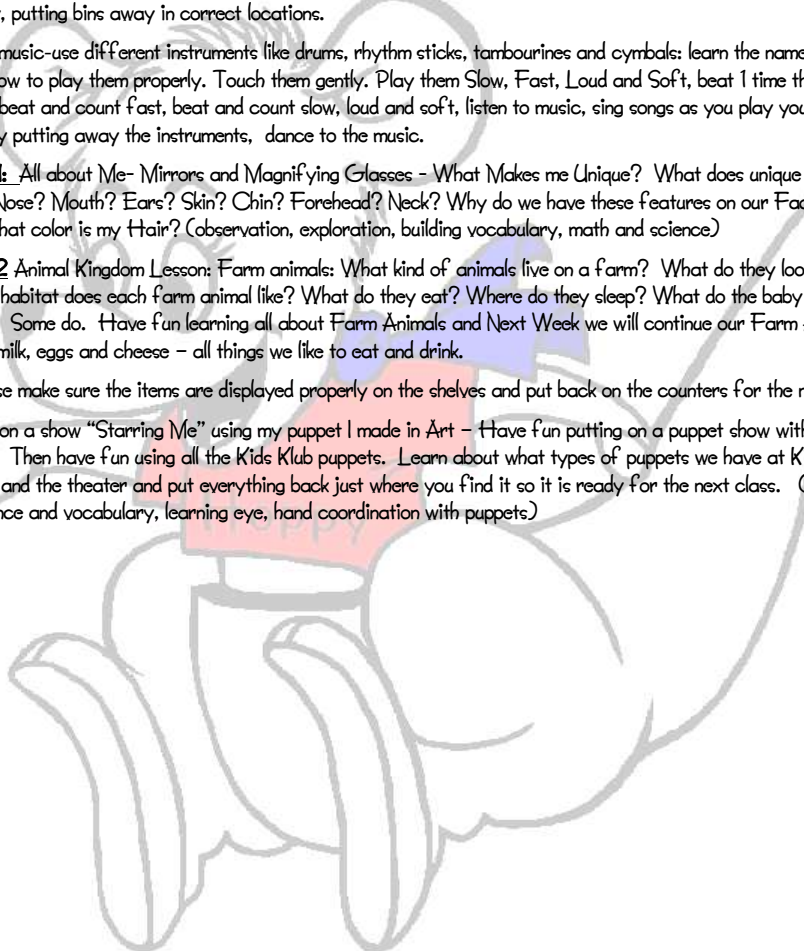
Lesson 1: All about Me- Mirrors and Magnifying Glasses - What Makes me Unique? What does unique mean? What do I look like? What are: Eyes? Nose? Mouth? Ears? Skin? Chin? Forehead? Neck? Why do we have these features on our Face? What color are my eyes? What are eyes for? What color is my Hair? (observation, exploration, building vocabulary, math and science)

Lesson 2 Animal Kingdom Lesson: Farm animals: What kind of animals live on a farm? What do they look like? What sounds do they make? Where type of habitat does each farm animal like? What do they eat? Where do they sleep? What do the baby farm animals look like? Do they hatch from an egg? Some do. Have fun learning all about Farm Animals and Next Week we will continue our Farm Animal Learning and find out how they help us with milk, eggs and cheese - all things we like to eat and drink.

**Please make sure the items are displayed properly on the shelves and put back on the counters for the next class.

Theater:

Putting on a show "Starring Me" using my puppet I made in Art - Have fun putting on a puppet show with the puppet I made in art and the puppet theater. Then have fun using all the Kids Klub puppets. Learn about what types of puppets we have at Kids Klub, and remember to be gentle with the puppets and the theater and put everything back just where you find it so it is ready for the next class. (promote positive self esteem, building confidence and vocabulary, learning eye, hand coordination with puppets)





Monthly Theme: Ready, Set Learn!

WEEK 3 Weekly theme: Making Friends: Being a Good Friend **Letters:** Cc is for Cat, Cow **Number:** 3 **Colors:** Red and Yellow
Shapes: Triangles and review Circle and Square **Patterns:** Review ABAB, AABBAABB, & introduce AAABBBAAAABBB

Circle Time: Zoo Phonics, calendar, numbers, names, patterns, letters, colors, shapes, farm animals, my new class friends, how to make new friends, which people in my class have similar interests? Learn conflict resolution, helping one another out, finding out our likes and dislikes, treating one another with respect and kindness. Learn what it means to be fair & treat everyone equally. How am I feeling today on the 3rd week of school? What are feelings? I can feel happy, sad, scared, angry, calm, and there are many more feelings for us to learn about. Rules and Manners Review & Clean-up Skills - How do we take care of our toys and things at home and at school?

Community Helpers: Farmers, Teachers, Bus Drivers, Cafeteria Workers, Janitorial Staff, and Veterinarians

Songs:	Name Game Days of the Week Welcome everyone Itsy Bitsy Spider Head, Shoulders, Knees and Toes	Mandarin Songs:	Head Shoulders Knees & Toes Go To School	Books:	I am Special/Making Friends Themed Books like Elmo Loves You What will I do Without You? The Day you were Born Farm Animals, Working on a Farm,
---------------	---	------------------------	---	---------------	---

	Monday	Tuesday	Wednesday	Thursday	Friday
Art & Writing Skills	Make a Friendship bracelet using pony beads and exchange it with a friend.	Easel painting with a friend make two pictures so each child has 1 to take home (working together)	Blot painting with yellow and red (encourage free expression, color mixing and color recognition)	My Friends at Kids Klub artwork- this can be drawn, painted, created with construction paper-teacher's choice.	Red and Yellow Triangles Pattern collage (Color, shape and pattern reinforcement and creativity)

Pm Art: Object prints and stamps on the number 3. Hand print hearts "My friend and I" make two prints (math, fine motor & verbal skills)

Balance & Coordination: Review keeping yourself and your friends safe when doing Balance and Coordination activities. What are the rules? Ball toss/roll/ bounce/under and over the "foam bridge" & toss through the Circle hoop with different size balls- wash hands, sit in a circle with your Class, and roll the balls across to each other over and over (gross motor skills)

Blocks & Trains: **Lesson 1:** Use Lincoln Logs, farm animals and wood blocks to create a Farm- sorting at clean-up time (plan design build)
Lesson 2: Build a Lego/Duplo School - discuss what is at a school, design, and build with your friends (STEM-engineering)

Dramatic Play At each **Dramatic Play Rotation this month:** During the short circle time in each rotation -talk about what we have to do to get ready to go to school each day. Talk about and role play Classroom Rules Learning and pretend as you host circle time, line up for transition, cleaning up, setting up, being a good friend. What do we do if we accidentally break something? Good Hygiene: go over the sneezing and coughing rules & keeping our hands clean. Discuss why are all these rules and routines important? Use this time to discuss, demonstrate and practice our school and classroom expectations as you build the weekly vocabulary and role play in many other ways.

Hoppy's General Store: Sort and name lots of different foods in the store with our new friends - What are fruits? What are Vegetables? What is a dairy? What comes in cans? What is a bread or grain? What are the different types of Meat we eat? What is an egg? What types of things are frozen? What kinds of foods just sit on a shelf versus need to be refrigerated? Why do we refrigerate or freeze certain foods? **This lesson will help each class** learn how to sort and clean-up Hoppy's Store properly with our whole class pitching in after we play here and we will learn new vocabulary, concepts, sorting math skills and more. Sort and clean up this learning center as you learn about all the foods we get to shop for in our store.

Hoppy's Home: **Read a Friendship Book first** then it is time to play in your home doing your favorite things with friends. Sort the food and put in on the shelf or in the refrigerator. Sort the Pots and Pans, Plates and Bowls, Silverware and Cooking Utensils, then move on to the Baby Doll area and clean this all up. Make sure the baby dolls are dressed and placed in their cribs or high chair, put away their toys, bottles and bath items. Put the workshop back together hanging the tools and putting the wood pieces and other toolbox items in their bins or on their hanging racks. Sing the Cleanup song as you have fun getting Hoppy's Home all in order after you play there. Have a friendship party while you get to know our Hoppy's Home set-up and clean up routines and classroom rules.

Hoppy's School: The teachers will host a mini- circle time demonstrating how to host a circle time teaching and reviewing what the children have been learning about all week all around the school. Then each child will be able to choose a doll or friend and host their own circle time and get to play school. Teach your friends and the babies what you are learning about at school. Remember that by teaching someone else what you are learning, your brain will really remember the lessons and concepts as time goes on. Teaching others takes a short term memory and turns it into a long term memory. Playing with Gears, Magnets, Velcro and Flannel all throughout your time in Hoppy's School will help you teach others and teach you important lessons too.

Kitchen Creations: Make Friendship Fruit Smoothies- what fruits do you like to eat? What fruits do your friends like to eat? Share with your class and learn the names of the frozen fruits going into the blender to make smoothies. Use your senses to observe and discuss with your friends. What color is each fruit? What does the fruit look like inside? Does it have seeds? What does the fruit smell like? Add fruit and some juice to blender - blend and enjoy this healthy snack. Talk about color mixing with the different color fruits coming together. What color is the smoothie after it is blended? If time permits-also make playdough - measure, mix, and follow directions. Then have fun playing with your dough - make the letters, A, B, C and the Numbers 1,2,3 and the Shapes Circle, Square and Triangle (Math, Science, Letters, Numbers Shapes, Texture, Sensory and Color mixing learning)

Library Time: Reminder: Books are NOT toys and children should not be "playing" with books. Books are a Teacher Directed material that should be stored out of



children's reach and supervised very closely to ensure child knows how to be gentle with the book, turn pages properly without crumbling or tearing a page. All month and throughout the year we will continually be teaching about **taking care of our Library Books: how to repair a tear**. Teaching children to handle books gently and to help repair a book if it accidentally gets torn is an important lesson in love and respect of wonderful things we have in this world. Books are magical and bring us so many wonderful lessons. Please take the time with your class to talk about how special books are and teach them how to handle them, take them and put them back on the book shelves. This week we will be reading stories about friendship/talking about making friends and being a good friend. Library time at Kids Klub happens all throughout each and every day along with the week special visit to the Kids Klub Library. Reading stories at Circle Time, before each learning center lesson begins and at lunch time, snack time, nap time and at the end of the day helps a child in so many ways with speech, vocabulary, connecting the lessons of the day together and bringing them calm and peacefulness through story time. We will also be starting this week the lesson of sequencing of events in the stories -discussing beginning middle and end.

Manipulatives:

1st host a mini-Circle Time and read a Farm and Pet Story discussing the names of the animals- what sounds they make, what they like to eat and then talk and introduce the toys the children will be playing with this week. Name the colors of the stacking toys and demonstrate build the pattern of the week and build the other patterns we have learned so far this year. Talk about the Skills Boards they will play with and demonstrate each of the skills on the skill boards. Talk about the special puzzles for this week - what are the puzzles about? Farm and Pets - talk about the names of each pet and any special discussions needed to help the children understand how to successfully complete each puzzle. Now it is time to play and learn- divide the class so that each child is using one of the learning toys - Skill boards, Farm and Pet Puzzles and Stack and Sort pegs and connectors. Build vocabulary all throughout the play time. (Spatial, fine motor and life skills, colors, patterns, science, math, and building vocabulary)

Music:

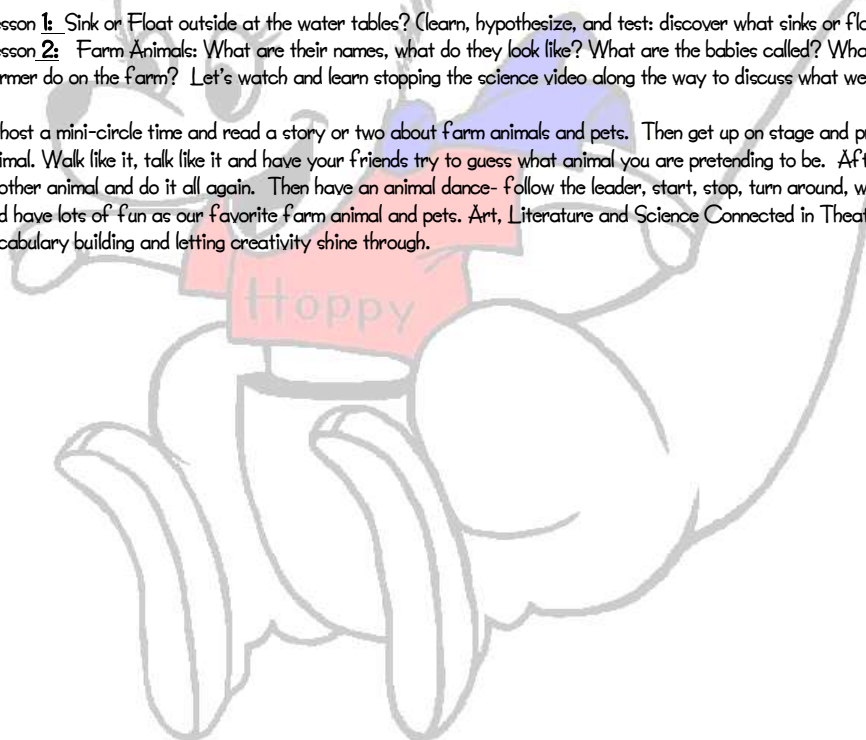
Freeze Dancing with our friends -can we freeze when the music stops? Have fun exercising your body and following directions.
 Next: Miming - 1st teachers, demonstrate and then pair up the children and have them copy the movements of their friends like a mirror. For Example: 1 arm up, then the other, turn around, smile, frown, wiggle, laugh, hold one finger up then five fingers then sit down on the ground. Stand up, hop on 2 feet then hop on 1 foot. (Movement is fun, following directions, learning to hold our bodies still, learning to move in different ways-coordination.)

Science:

Lesson 1: Sink or Float outside at the water tables? (learn, hypothesize, and test: discover what sinks or floats?)
 Lesson 2: Farm Animals: What are their names, what do they look like? What are the babies called? What sounds do they make? What does a farmer do on the farm? Let's watch and learn stopping the science video along the way to discuss what we are seeing and hearing.

Theater:

1st host a mini-circle time and read a story or two about farm animals and pets. Then get up on stage and pretend to be our favorite pet or farm animal. Walk like it, talk like it and have your friends try to guess what animal you are pretending to be. After everyone takes a turn, everyone pick another animal and do it all again. Then have an animal dance- follow the leader, start, stop, turn around, walk backwards, move your body- be silly, and have lots of fun as our favorite farm animal and pets. Art, Literature and Science Connected in Theater along with confidence building, vocabulary building and letting creativity shine through.





Monthly Theme: Ready, Set Learn!

WEEK 4 Weekly Theme: All About Apples- Apples Apples Everywhere Letters: Dd is for Deer and Dog and Aa is for Apple
 Numbers: 4 Colors: Green Yellow and Red Shapes: Circles, Squares, Triangles and Apple Patterns: ABAB and AABBAABB

Circle Time: Zoo Phonics, calendar, numbers, names, letters, colors, patterns, shapes, Our 5 Senses, See, Hear, Touch, Taste and Smell, Learning all about yellow red and green apples. How do apples grow? Who grows apples? What color apples are there? Sweet, or Sour? What can you make with apples? How do the apples feel? Rough or smooth? What does apple smell like? Do apples make a noise I can hear? What about when I take a bite of an apple? Does it make a sound? Review School Rules, Making Friends, Farm Animals, Good Manners, Clean-up Skill building. **Community Helpers:** Farmers, Teachers, Bus Drivers, Cafeteria Workers, Janitorial Staff, and Veterinarians

Songs: Two Red Apples
 Apples Everywhere
 ABC's
 The More We Get Together
 Farmer had an Apple Tree

Mandarin Songs: Head Shoulders Knees & Toes
 Go To School

Books: Back to School, Friendship, About Me themed books like:
 Red or Blue I like You!
 Me Too!
 Annie, Bea and Chi Chi Dolores

	Monday	Tuesday	Wednesday	Thursday	Friday
Art & Writing Skills	Finger painting with green and red and yellow (Sensory art and exploring art media)	Green, Red and Yellow Apple collage (Color and Pattern Recognition & creative expression)	Discuss, Design & Create a apple mobile - watch it move (develop hand-eye coordination)	Easel painting (fine motor skill and foster imagination)	Apple Prints on large paper (unique art media, develop color recognition)

Pm Art: Red, Green and Yellow Circles, Squares and Triangles Shape collage. Drawing an apple tree with 4 green, 4 yellow & 4 red apples (imagination, color, shape, pattern and counting skills)

Balance & Coordination: Outside we go -take the yoga mats and a yoga book. Review the Hard-Yard Rules and how to keep ourselves and our friends safe. Next have the children roll out their yoga mats and have fun learning new exercises to strengthen your body. Stretching to the sky, read a Yoga Book and learn all the yoga poses in the story. Next build fine motor skills by having the children roll up their yoga mats and put the elastic bands on them. Now it is time for some running, jumping and balancing all around the yard. Follow the leader as you run, walk, stop, jump, walk backwards, balance on 1 foot then the other, find a balance beam experience -a line on the cement is perfect = be careful and enjoy the fresh air of the great outdoors. (Confidence, coordination, balance, calming our bodies, following direction)

Blocks & Trains Visit 1: Create a farm with an orchard of apple trees with tree blocks, wood blocks & legos. Use an assortment of blocks, vehicles, people and animals that all live on the apple farm. See how many trees you can "plant" on the farm.
 Visit 2: Lets build a Farm with homes for all the people that work on the farm and all the animals that live at the farm. Work with your classmates to decide what kind of farm it is, how many people work and live on the farm and what kind of animals there will be on the farm. Then build homes for all the living creatures giving them the kind of habitat they like and need to live in. (promoting planning, designing, discussion, problem solving, concept learning and cooperative class participation)

Dramatic Play At each Dramatic Play Rotation this month: During the short circle time in each rotation -talk about what we have to do to get ready to go to school each day. What is the morning routine and how can we help our parents out by getting ready for school all by ourselves. Then talk about and role play Classroom Rules Learning and pretend as you host circle time, line up for transition, cleaning up, setting up, being a good friend. What do we do if we accidentally break something? Good Hygiene: go over the sneezing and coughing rules & keeping our hands clean. Discuss why are all these rules and routines important? Use this time to discuss, demonstrate and practice our school and classroom expectations as you build the weekly vocabulary and role play in many other ways.

Happy's General Read a Cookbook about find recipes using Apples. Then Go Shopping to make apple recipes: What is a recipe? What are ingredients? What are instructions? What will you make with apples? If you make a pie what do you put in your pie? If you make applesauce, how do you do this and what ingredients go in applesauce? What other kinds of recipes would you like to make? Have fun shopping with your friends at the store to get all the things you need. Come together after shopping to share what ingredients you purchased at the store for your recipe. Use the kitchen to cook away and make your special apple recipe and serve it to your friends. Make sure to leave plenty of time to sort each bin and work with your friends to properly clean-up all the areas of the store. What things go with another? What things do not belong? Sorting and organizing skills are important. Have the whole class help with this task as they return the ingredients to their proper place in the store. (role playing, vocabulary and confidence building, sequencing, sorting, organizing and building cognitive skills)

Happy's Home: Read a book about Apples and cooking with apples: Time to play and role play-who are you today? The Mom? The child? The Dad? The Grandpa? The Grandma? The Friend? Have fun taking care of your home, babies and workshop. Take the babies out to pick some apples. Bake up some apple pies. What shape is the pie? How do you cut a pie up to serve it to your friends? How many slices of pie do you have? Let's talk about fractions of the whole pie? What other foods are Fall Foods? What is Fall? Teach clean-up skills-counting and sorting. (Math-fractions, role play, confidence building, sorting, organizing, home and life skills, vocabulary building and just good old fun as you learn)



- Hoppy's School:** Read a book about apples and host a short circle time reminding the children of all they are learning about this week and month. Then have the children teach their friends and babies what they are learning about at school- use the Gears, Magnets, Velcro & Flannel pieces as teaching props and added fun! Then Teachers please continue to Teach clean-up skills. Make sure the boards are all displayed properly. Do not clean them all off, but instead; display the felt, magnets, gears and Velcro blocks nicely to inspire the children as they arrive in Hoppy's School House. Make sure the bins under each board are properly sorted with the correctly items in the correct bins. Teaching builds short term lessons into long term memories and using props such as felt and magnets help to solidify the lessons we are teaching each week. (making long-term connections, organizing and sorting skills, building confidence and having fun playing school)
- Kitchen Creation:** Let's make Apple Sauce: Apple discovery - Predict what's inside? Observe, study, then make apple sauce. Learn about what's inside an apple and then follow directions as you measure, mix, heat and eat your apple creation. **And if time permits:** Let's make playdough and make an apple, farm animals, pets and other fun things we have learned about this month. Also make the letters A, B, C, D and the Numbers 1,2,3,4 along with the Shapes: Circle, Square, and Triangle. Let your creations dry and paint them in an afternoon art session.
- Library:** Read *Johnny Apple Seed* and talk about growing apples, eating apples and using apples to cook with. Talk about what is happening in the story. Who is the main character? What happened in the beginning of the story? Predict the middle and end of the stories. Then review the lessons we have been teaching about Taking Care of our Books and how we can properly listen to stories with our class.
- Manipulatives:** 1st read a book about apples, farm animals, pets or friendship. Then go over the toys the children will be learning and how they are to properly use them to learn and have fun. We will be Apple counting and sorting. Making Patterns with linking chains, counting and building fine motor skills with pegboard numbers and using the fish connectors for both patterning and counting. (developing fine motor skills, practicing patterns and building reading and math skills through patterning, developing counting skills)
- Music & Movement:** Singing new songs together and using hand and finger plays (enhance musical skills, self confidence) Then have a fun class dance to celebrate your new friendships and to move our bodies for good health.
- Science: Science: Lesson 1:** Apples, Apples, Everywhere- lifecycle of an apple, how do they grow? What else grows on trees like apples? Count how many total, red, yellow, green, sort by size, then color, observe outside and then inside, study colors, textures, seeds, count how many seeds, make predictions before counting - I predict there will be more green than red or I predict there will be 9 seeds inside the apple, graph the findings - bar graphs of total red, total green, total yellow, and use 5 senses to look at the apple, smell the apple, touch the apple, taste the apple and listen to what sound an apple makes when you take a bite. (build awareness, observation skills, graphing and scientific thought)
- Lesson 2:** Farm Animals: I know all about Farm Animals- Working Farm/Barn Play (Identifying farm animals names and baby names, sounds they make, food they eat, what does a farmer do, growing our own food discussion like a farmer, food storage in silos, bales, and talk about engineering tractors to do what farm needs from tilling under the soil, making rows, planting seeds, watering, weeding, harvesting.)
- Theater:** 1st Read a book about friendship, pets, farm animals, farmers and starting school. Talking about what you have learned all month. Next: play *Who's that on Stage* "it's me" dress-up and put on a show together with your class of friends showing off how special and unique you are - act like your favorite pet and have your class guess which pet you are. Walk and talk like the pet you are acting out on stage. Have fun pretending to be different farm animals - how do they walk? What sounds do they make? (self expression)