

The month of November brings important learning themes to your children as we explore the concepts of thankfulness, family and the fall season. In preparation for Thanksgiving we will be learning about harvest fruits and vegetables, how farmers grow the food we eat and being thankful and feeling grateful. Family will be a central focus not only this month but all year and we will read many stories about many types of families and the differences and similarities families across different cultures have. This month we will continue to study about Explorers, Native/Indigenous People and Immigrants that have all traveled to America at some point in time – some a very long time ago and others only a few hundred years ago or sooner. Scientists say that the Native Americans/Indigenous People migrated from Siberia and Asia regions of the world across the Bering Strait land bridge called Beringia a very long time ago, back when very large mammals roamed the earth. Scientists have archeological and genetic evidence that this migration of animals and the 1st immigrants to come to the Americas happened over 15,000 years ago during the Ice Age when there was a land bridge between the Siberian region of the world and Alaska connecting the two continents. They were hunters and gatherers that lived amongst the mega-fauna (fancy word for Large Mammals) and followed the migrating herds. It is believed that the first people to arrive were the Clovis people and the oldest living tribe in the Americas are the Hopi which are shown to be descendants of the Clovis People that migrated from Siberia region to South America. This time in our planet's history is fascinating and the children also love hearing about the large mammals like the Woolly Mammoth & Saber-tooth Tiger that lived back in this time period.

As we study about the Indigenous People who came to America thousands of years ago and study about the European, Indian, African and Asian immigrants that came here just a few hundred years ago to modern day, we will learn about their families and culture. We will focus on literature written authentically by Native American authors depicting historical and modern day families, traditions, ceremonies and overall culture for a particular Native tribe. We will also read books by European authors that share their stories of how their family members left everything behind to come to America and learn about their traditions too. The books filling our center include a diverse group of authors and illustrators and we enjoy their storytelling that is authentic, historical or present day helping to ensure that we are not creating unwanted stereotypes from any time period, historical event or group of people. Our teachers are reading stories from different perspectives, by different authors and illustrators all throughout the day, week, month and year. We will continue to learn about similarities and differences in holiday celebrations, in the foods we eat; the music we love and more and embrace and celebrate as we learn. We will also be talking about the Kids Klub Family Thanksgiving Feast and we are excited for everyone to join us for this special celebration at the centers, together with all of our Kids Klub Family like we have done each year for the past 29 years. Watch for the special information about this event.

STEM + Art = STEAM learning will be in full force this month as we move from learning lesson to learning lesson, connecting science, technology, engineering, art and math across all the learning environments and themes. From language and storytelling during our reading time at each learning center all throughout the day to building towns connected by railways and roads, your child will be solving problems, observing others, working as a member of a team and creating a love of exploring the world around them. Developing curiosity, creativity, collaboration and critical thinking are at the heart of the Kids Klub STE(A)M lesson plans. Our skilled teachers are there to facilitate the lessons learned ensuring that proper questions are asked and that problems needed to be solved present themselves so that each child is led to observe, critically think, plan and actual solve the problems being presented. This incredible learning process takes place all throughout the day whether it be during Dramatic Play time as we shop for food, cook it up at the Diner or at home on the stove or within Blocks and Train Time, Building an Obstacle Course for Balance in Coordination time, solving Puzzles and Manipulatives, or Outdoors exploring nature and navigating the environment.

Community Helper and Career lessons will continue this month as we start to study about the holiday of Thanksgiving and how families celebrate this holiday. Some families celebrate and other do not and many families use this time to talk about what how grateful they feel and specifically talk about what they are thankful for and others use this holiday time to do things together with family. Some families cook and eat together while other families go out to a restaurant to have a meal together and other families travel together. Many community helpers and people from many different careers are critical to our being able to celebrate this holiday with family especially if family lives far apart. Airline pilots, train engineers and conductors, bus drivers, auto mechanics, gas station attendants help with the travel sectors while chefs, pastry chefs, restaurant servers, grocery store cashiers, shelf stockers, truck drivers that deliver the food to the stores and restaurants all play critical roles in our ability to celebrate this holiday with family and friends and share a meal together. These new careers we are learning about directly connect with the careers of community helpers we have studied in the past two months. We will be reviewing the role of farmers in our community to grow the food we eat as we study about corn and harvest vegetables. We will also be connecting bus drivers that get children to school in school buses with people that travel to visit family or special sites on touring buses. How do these buses differ? How are these buses the same? We will pretend to be chefs in Hoppy's Home and Diner learning centers cooking up a special Thanksgiving dinner for our families. We will learn about restaurant servers as we learn how to set the table and pretending to enjoy our dinners made with our friends at school. We will also, of course, review our First Responder Community Helpers that help us in an emergency as they too play a part each and every day in our lives, and are something we are thankful for each and every day. As we play in Hoppy's School learning center, each child will get to play the role of teacher as they teach their friends and the baby dolls all about what they are learning in school helping to solidify lessons learned all throughout the month by re-teaching them to others. The role of librarian, bus driver, cafeteria server and chef will also come into our schoolhouse play and in our thankful lessons.

In our Science Animal Kingdom World, in the beginning of the month we will finish up with Insects, Spiders and other Creepy Crawly Animals summarizing the similarities and differences of this part of the animal world and the roll these creatures play in our environment. We will also review Farm Animals from our September curriculum and connect them with our Community Helper the Farmer and connect the Farmer to growing the corn and other vegetables we are learning about this month and love to eat at our Thanksgiving meals. The new Animal Kingdom lesson for the month of November will focus on our feathered friends, the Birds. We will be learning all about where birds live; what they eat; how they make nests and lay eggs. We will be listening to bird songs and learning all about feathers and how they help birds fly. From the giant Ostrich to the tiny Hummingbird, your child will have fun watching and learning about these fascinating creatures we have living all around us. We will help teach the lesson of birds in all that we do throughout the day – “flying” from one place to the next using our wings just like we stopped, dropped and rolled our way through Fire Safety week or pretended to be an insect with 6 legs or a spider with 8 legs or some other creepy crawly throughout October. Children love learning about animals and birds offer many new wonderful ways to study this world. A birds-eye view certainly is a different perspective from which to see the world.

In Science and beyond we will continue our Healthy Foods Lessons, with a focus on all kinds of Vegetables and Fall fruits of all kinds. Fall Harvest Vegetables and Corn are two of our topics for science this month. What Vegetables grow in the Fall? What is different about Fall that allows us to grow different vegetables than in the Spring? We will talk about weather and the rainy season, temperature, sunlight – all things that plants need to grow. We will review our lessons on the pumpkin and the apple as part of this discussion and your child will be learning all about green, red, yellow, orange, purple and brown vegetables and how good they are for our bodies. They will be learning the names of many vegetables and we will use our senses to touch, smell, see and hopefully taste a few of vegetables along the way. For the Corn lesson, we will not only be learning about how corn grows, looks and tastes, we will also be exploring all the different products made with corn. Did you know that we use corn to make toothpaste?? Your child will learn about many ways we use corn in our diet from fresh corn on the cob to grinding it to make corn meal for products like tortillas, chips, and as a crust on many of our dishes. We will be using our sense of touch as we explore corn meal and corn starch. Watch for and enjoy the colorful and creative art projects that will also come home featuring healthy fruits, vegetables, fall colors, new cultures, new textures as well as listen to the songs and stories your child has to tell. We will also be reviewing our lessons on good manners at the dinner table and shopping at the General Store and cooking up healthy meals in Hoppy's Home.

Our Letters and Numbers, Patterns, Colors and Shapes lesson will continue all throughout the center, starting in Circle Time but then being presented in many different ways through hands on learning in our manipulatives room, art, blocks, music, kitchen creations and more. Each child learns differently and at Kids Klub we present each type of lesson we are teaching in as many different ways and from as many different perspectives as we can. A connection to a lesson is often made indirectly as a part of an art project or a sand box building session, or when a child acts out the particular type of lesson in theater or sings about it in music and movement time. Sometimes, balance and coordination is just what a child needs as they hop, hop, hop or spin around and around to get the math lesson about a particular number or the pattern lesson at hand. Transition time as we fly like a bird is often when many lesson connections are made and our teachers will make sure to have large body movements tied with cognitive lessons so these important connections are made as research shows hand, arm and body movements help solidify to memory a learning concept. This is how our Zoo Phonics lessons work –kinesthetic -arms, hands and body movements together with the five senses of visual-seeing, phono-hearing, oral-speaking and tactile-touching the sounds – through a whole brain approach our children learn that the letters in the alphabet each have a sound and the sounds of several letters sounded out together form words and words are what we read in our books we enjoy all throughout the day. The joy of reading starts with these sounds and this month we continue our Aa – li, Jj, Kk, Ll, Mm Zoo Phonics and letter recognition lessons.

In Balance and Coordination, the importance of moving our bodies, developing our muscles and getting in regular exercise will be a focus as the children build fun obstacle courses that help them develop gross motor skills. You will see your child jumping on 1 foot, 2 feet, skipping and going over and under, in and out of the many obstacle course hoops and poles. They will also be learning circuit exercise with our “Let's get our Bodies Moving” Exercise Cards, Dice & Mats all along the obstacle course path. We will fly like a bird, count, hop and skip out patterns, enjoy color and shape recognition as part of these obstacle courses helping to teach a concept in a totally different way and environment. During this month's music and movement lessons and theater time, your child's class will be moving their body, reading yoga stories and trying to form the yoga poses and breathing deep to strengthen and de-stress their bodies. They will also be learning what sounds the instruments they hold make and being a part of a musical group or a theatrical production like charades will be building confidence, self esteem all while having fun. Leadership skills will be practiced and developed as we play Follow the Leader inside and outside of Kids Klub. It is our goal at Kids Klub to teach children that exercise is fun and important and we will do this continuously throughout the month.

This month is filled with so many types of learning lessons in all our learning environments. Your child will be very busy, having fun while learning in a hands-on way all throughout Kids Klub. Please take time to study your child's learning experience at Kids Klub and use this information to further the learning experience at home. Ask specific questions about each day and let your child share the exciting day they have at school.

Monthly Theme: Harvest, Family and Thanksgiving

WEEK 10 11/4-11/8 **Weekly Theme:** Explorers, Indigenous People/Native Americans and Immigrants **Letter:** Jj **Numbers:** 10, 1-10
Color: Green and Brown **Shape:** Square and Triangle - Compare/Contrast **Pattern:** AABBC, AABBC

Circle Time Concepts: Zoo Phonics, calendar, numbers, shapes, names, colors, patterns, fall/seasons, my family, Spanish & Mandarin lesson. What is an explorer? Who were the Pilgrims and where did they come from and why? What is an immigrant and why is America called the country of immigrants? Why did they all come to America? What is a better life? What was life like for the Pilgrims before they came to America? After they came to America? Who helped the Pilgrims learn how to live in the new land they came to? Who taught them how to grow food? Who are the Native Americans? Where did they come from and when? How did the Indigenous People get to the Americas? They were immigrants too and they were the first people to live in the Americas. How did they live back when the pilgrims arrived in America? How and where do they live today? Are there still Pilgrims today? Remember that not all explorers, pilgrims, nor indigenous people were nice or mean to each other. People still travel for serious reasons called pilgrimages as did the Pilgrims that came to America on the Mayflower but millions of people come to the Americas to have a better life, freedom that we enjoy in America. Are there still Native Americans living today? YES-There are 574 tribes or Nations in America with over 5 million Native Americans living in America today. Some live on Reservations -most live in communities all across our nation. Each tribe has their own special ceremonies with special clothing, music and dances just like all of our immigrant families that come from countries all over the world. Which tribe of Native Americans has been in the Americas the longest? - The Hopi is the oldest living documented tribe and are descendants of what is thought to be the 1st People called Clovis People.

Songs Suggestion:

Hello How are You?
 Today is...
 Gobble Gobble

Mandarin Songs: Thank You Song
 Holiday Song Practice: Jingle Bells &
 Happy New Year Song

Books about:

Families, Fall Harvest and All About Birds Books
 Stories about Native Peoples, Native Culture & Traditions
 Stories about Pilgrims, the early explorers and settlers.

	Monday	Tuesday	Wednesday	Thursday	Friday
Art	Finger Painting a beautiful tree using fall colors Outside in the fresh air if weather permits	Make a bird with some feathers	Make a 3d brown bag or construction paper cornucopia centerpiece- fill with 3d tissue paper fruits & veggies and natural items	Handprint Turkeys with Fall Colors to take home for Thanksgiving dinner with your family.	Continue Cornucopia project with 3d squished tissue paper fruits and veggies- embellish with glitter and sparkles

PM Art: Gather fall leaves, twigs and pinecones for your cornucopia. Paint your Playdough Turkey and shapes from Kitchen Creation and create playdough letters and numbers of the week. Continue making your cornucopia centerpieces and the things that will go inside it.

Pre-K Reminder: Have the children double-sided tape in the Family Portrait artwork from last Monday into their week 9 memory page. And make an additional hand-print turkey to tape into the memory book for this week.

Balance & Coordination: Outside we go as we continue the teaching and practicing with the children skipping and jumping, in and out and over and under - use squares and triangles mats, hula hoops and poles - create a fun pathway/obstacle course all around the play yard. Sing as you go. Fly like a bird, walk like an insect, run like a farm animal. Move your body fast, slow, breathe deeply and have fun exercising your body to keep it healthy. Work on balance using stepping stones, balance beams and tape lines on the ground.

Kitchen Creation: Playdough Turkeys and Fall Cookie Cutter Creations-1 cup, 1/2 cup Measuring, Following Directions, Fine Motor Skill Mixing and then rolling it, cutting it and creating with dough teaches us lots of lessons. Make a turkey with dough and feathers. Let it dry to take home for decoration for the holidays. Use the cookie cutters to make different shapes - let them dry too and paint both your turkey and your special shapes. Have fun!

Blocks & Trains: Visit 1: Families travel by trains to celebrate the Holidays together. Work as a team building a new town all connected together by trains - count how many tracks you can put together if you all work together. Count to 10, 20, and more. Now add the trains and have fun going all around to all the family homes on the tracks you have built. What can you add if one train runs into another train on the track? How can you prevent this from happening? Problem solve. Community Helper/Career: Train Conductor -What is the name of the person that drives the train? What is the name of the person that takes tickets for the train? What are other forms of transportation we can take to go visit our family members during the holidays?

Visit 2: Read a book about Pilgrim and Native American homes, look at the pictures, then plan, design and build a pilgrim home with Lincoln Logs & blocks- what did the pilgrims use to build their homes? (enhance weekly learning concepts and vocabulary & use information from books and your teachers and your imagination)

Dramatic Play Time: Hoppy's General Store & Diner, Hoppy's Home and Hoppy's School Lessons:

Read the book(s) placed in these learning centers that teach about how the Indigenous People/Native Americans that came to America a long time ago lived back then and how they live today. The Indigenous People were Farmers -See what types of foods they grew and how they made some of their favorite dishes. Also read about different groups of pilgrims and immigrants lived when they came to America and how they learned to be farmers and grow their own foods since there were no Hoppy's General Stores to shop from way back then. Read about families and holidays and the foods we traditionally make, share and eat, family holiday traditions & being thankful. Have class discussions, talk about the early immigrants to the Americas and how their lives were different than how we live today and some ways they were the same? Build Past, Present and Future Understanding

Hoppy's General Store: Did they have grocery stores back when Pilgrims came to America? How did they get their food? Who taught them how to be farmers and grow their own food? What are harvest foods? Shop for foods the pilgrims would have harvested from their land and used to cook meals.

Hoppy's Home: Pretend we are in a Pilgrim home and we are getting ready for Thanksgiving. Talk about how our lives would be different if we lived back then. Would we have the same type of kitchen? BBQ's? tools? Don't forget it is Fall weather so dress the babies warmly to take them to school or the grocery store with you. Build Past, Present and Future Understanding

Hoppy's Schoolhouse: Let's teach the dolls what we are learning this week- In Hoppy's School play with the Felt, Velcro, Magnets & Gears as you talk about all the things we are learning about this week - make connections with the magnets and felt. Remember to put everything back in the proper bins and make sure all the dolls are dressed in warm clothing in both Hoppy's Home and the Schoolhouse and that they are placed on the shelves or in the cribs before you are leaving these learning centers. (Social Studies, Role Modeling & good nutrition & building self-confidence as we pretend and teach to others)

Library Time: Teach *Gentleness* with all the Kids Klub books and be super careful and Teacher Directed as you read LOTS of stories about families and friends, the indigenous people written by Native American authors so we get a true picture of each tribe with accurate illustrations of the clothes, homes, traditions, foods and more. How did the early Native American and settlers to America live way back in the past and how do they live today? Teach about Past, Present and Future and build understanding. Teach Kindness- Talk about being nice to one another, helping one another and remind that children that not all people are nice and the Pilgrims and the Native Americans were not always nice to each other. Some explorers were not nice to the Indigenous People when they arrived to the Americas and met up with these strangers and the Native American were not nice to the arriving explorers and pilgrims but after they got to know each other some of these groups became friends and the Natives taught the Pilgrims their special skills and knowledge that helped them thrive. Talk about the season of Fall, the Harvest and the holidays we celebrate at this time of year. What does it mean to be thankful? The books about the Native Americans in America are written by Native Americans from different tribes and show modern day life as well as life back when the pilgrims arrived. Discuss and share as you go. (listening skills, vocabulary, cultural studies with accurate depiction as told by cultural experts)

Puzzles & Manipulatives: Remember to start each learning center with a mini-circle time, reading the book(s) placed in the learning center. Review each of the toys that have been chosen to use for the lessons today showing the children the proper way to use the teaching toys and explaining the expectations for the rotations through all of the special toys and the fun they will have while learning. This week we will be using lacing cards, peg boards, connectors and puzzles - have the children start at a designated station, play with the toy at that station and when it is time- rotate- to the next table with the new toys on it. Let's develop our fine motor and basic math skills in different ways as we have fun rotating through the fun set of toys set up around the room. (develop taking turn skills, spatial recognition & fine motor skills)

Music & Movement: Take it outside in the fresh air if weather permits. This week we will be getting some extra practice doing all of the hand signals, body movements and learning the letter sounds for our Zoo Phonics Program. Large body movements is tied with cognitive lessons so these important connections are made as research shows hand, arm and body movements help solidify to memory a learning concept. Play freeze dance -have fun as you move our body and freeze when the music stops. If time permits, play Simon Says - a healthy body needs to get some exercise and stress reduction each day.

Science 1: Let's explore all kinds of vegetables using our 5 senses-see, touch, smell, hear, taste. Learn the names and colors of many vegetables and talk about how healthy vegetables are for our bodies. (learn healthy foods) Have fun going to the grocery store at Kids Klub and then near your home and seeing how many vegetables you can name after you learn about each of them in science this week.

Science 2: Animal kingdom - All About Birds Science Video- learn all about our fine feathered friends. See many birds kinds of birds from around the world, learn their names, hearing them make birds sounds and seeing all their colors, nests, feathers, eggs etc First read about birds and then watch them use their feathers to fly, gather natural items to build their nests and then see what a bird egg and baby bird looks like.

Theater: Read a book about Birds and then have fun putting on a show! Have fun pretending to be a bird. Use your wings to fly around the stage flapping your arms, tweeting & feeling the wind. You can fly around outside if weather permits. Talk about what a bird eats and pretend to eat? Where does the bird find its food? Discuss bird nests -How does it build a nest and why? Can you act out building a nest? Where does the bird find things to build a nest with? Then turn on some music and have a Bird Dance with a lot of flying and squawking and fun!

Monthly Theme: Harvest, Family and Thanksgiving

WEEK 11 11/11-11/15 **Weekly theme:** What does Being Thankful & Grateful mean-Thanksgiving Celebrations **Letter:** Kk is for Kid, Kind **Numbers:** 11, 1 - 10 review **Color:** Brown and Orange **Shape:** Circle and Oval, Compare/Contrast **Pattern:** 112211221122

Circle Time/ Concepts: Zoo Phonics, calendar, colors, shapes, patterns, names, numbers, Spanish, Mandarin and English, ABC's, days of the week, what is Farming? Community Helper Lesson: what is a Farmer? Who helped the Pilgrims learn how to grow food in America? Who are the Native Americans/ Indigenous People that taught the pilgrims how to live in America? What did America look like when the immigrants arrived? Were there homes? Stores to buy food? Supplies? Where did people work? How did they make money to buy things they needed? What is a Family? Who is in my family? What are Grandparents? What is Thanksgiving? Why do we celebrate it? Thanksgiving is about sharing a meal with our families and friends -talk about some traditional foods passed down from generation to generation. What traditions or special recipes does your family have? What does it mean to be Thankful? What am I thankful for? What are Table Manners? In science we are learning about Birds, Nests, Feathers, Eggs, Flying -let's review what we learned last week and then learn more about the Animal Kingdom of Birds

Songs Suggestion:

The Months of the Year
The Color is ...
This is number...
Gobble Gobble

Mandarin Songs: Thank You Song
Holiday Show Practice: Jingle Bells &
Happy New Year Song

Books about:

Families, Fall Harvest and All About Birds Books
Being Thankful and Friend Stories
Indigenous People/Native American Stories by Native American Authors

	Monday	Tuesday	Wednesday	Thursday	Friday
Art	Paper plate Thanksgiving Wreath - what am I thankful for - decorate center then send home after Feast - this is a gift for families to have at home	Bird Art-Create a Pine Cone turkey complete with feathers for his tail and a little glitter sparkle - what does a Turkey looks like	Continue Wreath Project - hand to decorate center then send home after Feast **add Fall Color Tissue paper and make new tissue paper creations.	Glowing Turkey Art- glo paint a turkey using Fall Colors	Paint and Glue a Happy Thanksgiving Door Sign for Family

PM Art: Hand and Foot print turkey and pilgrim art-what is a pilgrim? What am I thankful for? (touch sense, verbal language)

Pre-K Reminder: To have the children double-sided tape in last week's 2nd handprint turkey they made for the memory book. And remember that the hand and footprint I am thankful for turkey and pilgrim art project they do this week in PM art will be going into the memory book.

Balance & Coordination: Follow the leader outside in the play yard. Change leaders let everyone have a turn. Keep following their every move. Raise arms, fly like a bird, walk forward, backwards, around the tree, climb up and down, over and under, do jumping jacks, squats, skip, hop on 1 foot, hop with both feet, run, freeze, sing, dance, spin around - wherever and whatever the leaders wants to do. (Building leadership skills while building gross motor skills.) Look around and see if you can see any birds in the Kids Klub trees while you are out there. (Science)

Blocks & Trains **Visit 1:** Math with Blocks -stack, sort & connect blocks by color, pattern, size & number - count as you go. Physics: Make a stack as high as you can go - how many can you stack before they fall over? STEM: reasoning/problem solving: What could you do to make the stack higher? Cause & effect: Build them up and knock them down. Use 2 different types of blocks and see how high you can stack them. Math: Sorting -Remember to sort and put them all away in the right bins. (color, number & pattern, problem solving, cause and effect)

Visit 2: Together with your Class - cooperatively build a big family neighborhood of houses all connected by roads so the cars can go to each house in the neighborhood. Add vehicles, people and pets to your neighborhood. What other places do you want to add to your neighborhood? Discuss together as a class and agree upon what you will add and why your neighborhood needs it. For example: where does your neighborhood get food to eat? Get health care when they need it? Get help in an emergency? Where do all the children in the neighborhood go to school? And where can they play together in their neighborhood? Is there a park to play in? So many options.

Dramatic Play Time: Hoppy's General Store, Home and School Lessons: Read one of the Books about Family, Homes, Fall and Thanksgiving. Talk about Fall and the Holidays that come in Fall, Halloween and Thanksgiving. Have fun role modeling, learning life skills, pretending and playing with your friends.

Hoppy's General Store: Have fun shopping with your friends to get ready for these holidays - what do you need? Then cook all your food to share with your friends. Set the Table for a big Thanksgiving Dinner. Practice your table manners. Show your gratitude for your friends that do the cooking or cleaning by saying thank you. Dress the babies for Fall weather.

Hoppy's Home: Have fun shopping with your friends to get ready for these holidays - what do you need? Then cook all your food to share with your friends. Set the Table for a big Thanksgiving Dinner. Practice your table manners. Show your gratitude for your friends that do the cooking or cleaning by saying thank you. Dress the babies for Fall weather.

Hoppy's Schoolhouse: Have a mini-circle time as a class, begin by reading one of the learning concept books about Native Americans, Families, Fall, Thanksgiving Feasts, Harvest Vegetables and More. Have a discussion about what all you have been learning this week and month at school then go create long term memories by teaching the dolls or your friends in class all the things you are learning in school. Have fun using the gears, felt, magnets and Velcro to make connections to the learning concepts this week.

Kitchen Creation: Making stuffing- follow the recipe and learn how to make one of the special dishes many families serve for the Thanksgiving Holiday. (Math through measuring and self-reliance and self confidence building through learning how to cook special foods.) And/or have Playdough mixing time - Lets make a different size batch - larger - a class size batch-what do we need to change in the recipe? How much should we add of flour, salt, water,

oil? Have fun creating something special to give as a gift and a way of expressing gratitude. Save, let it dry then paint it. (measuring, critical thinking, fine motor, following directions,)

Library Time: Teach Being Gentle to all the books in the Library and around the center. Books are NOT toys and are teacher directed all around the center and if a book gets a boobo, then the whole class goes into First Aid Mode to fix the book. Share a Family or Thanksgiving story with the class. Who is the funniest family member in your family? Who likes to cook? Read family and Thanksgiving stories and stop along the way in each story you read all day long to discuss what is happening.

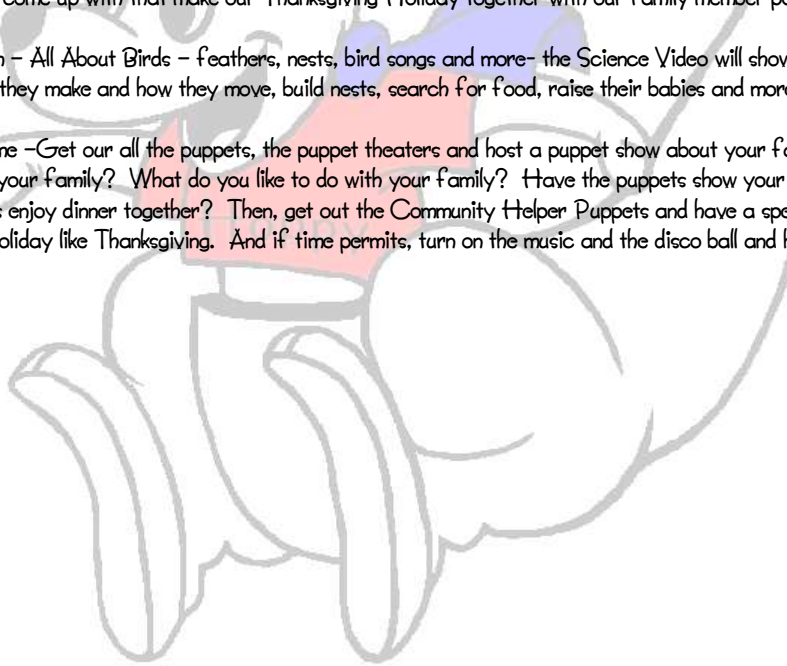
Puzzles & Manipulatives: Mr. Potato Head, latches, hooks and snaps box and zippers, buttons and snaps skill boards : use those little fingers to build those potato people adding all kinds of creative accessories and fun expressions. Learn how to open and close latches, hook and un-hook, snap and un-snap and do the same with zippers, buttons and snaps on the skills board as we learn the basics we need to dress and undress ourselves each day. (develop fine motor skills)

Music & Movement: Start with stretches and then read **Gratitude is my Superpower** -a yoga story and have the children do all the poses in the story. Discuss what you have read at the end of the book. Then . This week we will be getting some extra practice doing all of the hand signals, body movements and learning the letter sounds for our Zoo Phonics Program. Large body movements is tied with cognitive lessons so these important connections are made as research shows hand, arm and body movements help solidify to memory a learning concept. Have a special friendship dance party if time permits.

Science 1: Social-Emotional Lesson: Continue learning about Thanksgiving and what it means to be thankful and express gratitude? Talk about what you are thankful for. Discuss family and friends. Are you thankful for your family and friends? Read Stories and discuss what is happening in them - what is the same in each story and what is different? Do the people you are reading about celebrate thankfulness and show gratitude in similar ways? When you think about your family and friends, how do you feel? Do you feel happy?, Sad? Angry? Frustrated? (Feelings, Family, Foods and Seasons are connected) Also - discuss Community Helpers that are important for us to celebrate the holidays with our families. The Truck Drivers that load and transport our food to the grocery stores, the store clerks that stock the shelves and let us buy things we need, the pastry chefs that make beautiful cakes and treats for us to share with our families, the restaurant chefs that make our meal if we decide to go to a restaurant to eat, the Train Conductors, Airplane Pilots and Bus Drivers that safely get us from one place to another so we can celebrate with our family members that live far away from us. How many more special people can you come up with that make our Thanksgiving Holiday together with our family member possible?

Science 2: Animal kingdom - All About Birds - feathers, nests, bird songs and more- the Science Video will show you real birds and you can study what color they are, what sounds they make and how they move, build nests, search for food, raise their babies and more. Enjoy

Theater: Puppet Show time -Get our all the puppets, the puppet theaters and host a puppet show about your family - who is in your family? What puppets will you choose for your family? What do you like to do with your family? Have the puppets show your class what you love doing with your family members. Have the puppets enjoy dinner together? Then, get out the Community Helper Puppets and have a special puppet show with important people that help us have a special holiday like Thanksgiving. And if time permits, turn on the music and the disco ball and have an "I am thankful for my friends at Kids Klub" dance!



Monthly Theme: Harvest, Family and Thanksgiving

WEEK 12 11/18-11/22 Weekly Theme: Thanksgiving and Harvest Time-What is a Harvest? Letter: L Numbers: 12, 1 – 11 review
 Shape: All Shapes Review Color: Purple, color-mixing blue & red to make purple Pattern: Turkey, Pumpkin, Turkey Pumpkin

Circle Time/Concepts: Zoo Phonics, calendar, numbers, shapes, names, ABC's, fall colors, Spanish lesson, Good Hygiene, Using your manners at home, table manners at dinner, What is a Harvest? What kinds of fruits and vegetables grow in the Fall? Review all the names of the vegetables you have learned about. Talk about pumpkins – review what you found inside a pumpkin? Why do vegetables and fruit have seeds? What does a farmer use seeds for? What is a Pilgrim, Native American, and Thanksgiving? Review: What is a family and who is in my family? What am I thankful for? How do I show that I am grateful? Review about Birds- Feathers, Eggs, Nests, Flying; Talk about the Seasons and all about Fall. What season comes after Fall? What season came before Fall?

Songs Suggestion:

Gobble Gobble
 5 Little Turkeys
 Run Little Turkey

Mandarin Songs: Thank You Song
 Holiday Show Practice: Jingle Bells &
 Happy New Year Song

Books about:

Families, Fall Harvest and All About Birds Books
 Thankful and Grateful Books, Books about Manners
 Thanksgiving Day Books

	Monday	Tuesday	Wednesday	Thursday	Friday
Art	Fruit and Vegetable Harvest art to decorate center for Feast	Pumpkin painting in Fall Colors – decorate center then take home to put on display for Thanksgiving	Create purple paint by color mixing red and blue. Experiment and paint and create Art piece.	Paper Plate Bird Art using feathers of multiple colors	Create class posters and centerpieces for the Thanksgiving Feast with Family & Friends

PM Art: Water color painting, Thanksgiving collage – all things Fall, Thanksgiving, Tear, cut, glue, stickers, glitter, sparkles (fine motor), Making a Thanksgiving Day Card for my Family – you can make one for Parents, Siblings, Grandparents and Friends.

Pre-K Reminder: Have the children double-side tape into the journal/memory book the hand and foot print “I am thankful for” Artwork from last week. This week the Monday Harvest art project will be put into the memory book at end of week or Monday of next week.

Balance & Coordination: Exercise is important and developing coordination of our large and small muscles is key. Use the “Let’s Get Our Bodies Moving” exercise cards to create a circuit. Go around and around doing the action, pose or exercise on the cards. Put on music and enjoy the fun of exercising. Have a Spoon and Ball Race after you practice a few times.

Blocks & Trains: Free Choice building with our friends, stacking, creating with different types of blocks, buildings, vehicles, people and animals. Our communities, our community helpers and our families are important. (fine motor, community planning and recognition and socialization)

Dramatic Play Time: Hoppy’s General Store, Home and School Lessons: Read one of the Books about Family, Homes, Fall and Thanksgiving. Talk about Fall and the Holidays that come in Fall, Halloween and Thanksgiving. Have fun role modeling, learning life skills, pretending and playing with your friends.

Hoppy’s General Store: Have fun shopping with your friends to get ready for these holidays – what do you need? Then cook all your food to share with your friends. Set the Table for a big Thanksgiving Dinner. Practice your table manners. Show your gratitude for your friends that do the cooking or cleaning by saying thank you. Dress the babies for Fall weather.

Hoppy’s Home: Have fun shopping with your friends to get ready for these holidays – what do you need? Then cook all your food to share with your friends. Set the Table for a big Thanksgiving Dinner. Practice your table manners. Show your gratitude for your friends that do the cooking or cleaning by saying thank you. Dress the babies for Fall weather.

Hoppy’s Schoolhouse: Have a mini-circle time as a class, begin by reading one of the learning concept books about Native Americans, Families, Fall, Thanksgiving Feasts, Harvest Vegetables and More. Have a discussion about what all you have been learning this week and month at school then go create long term memories by teaching the dolls or your friends in class all the things you are learning in school. Have fun using the gears, felt, magnets and Velcro to make connections to the learning concepts this week.

Kitchen Creation: Corn Muffin Making – follow the recipe, use corn meal which we have learned about all month and heat it up together with other ingredients to create a chemistry experiment like no other – and see how mixing & heating can combine, dry and create a beautiful corn muffin. While baking is happening – Let’s wash our hands and make our own batch of playdough in our own bowl. Use the measuring cups in the flour, salt, add the oil and water and mix with your own finger making sure all the ingredients are mixed together. Now have fun creating what you wish. (Follow directions, measuring, kneading, learning reliance skills and creating)

Library Time: Teach gentleness towards books –books are NOT toys and are to be teacher directed activity at all times at Kids Klub. If a book needs a repair the whole class should go into First Aid mode and discuss and fix the book that needs to be repaired. Read a collection of Thanksgiving Stories and share your own stories of holidays with your family. Read throughout your day as much as you can connecting the themes and learning concepts to every learning center lesson you experience.

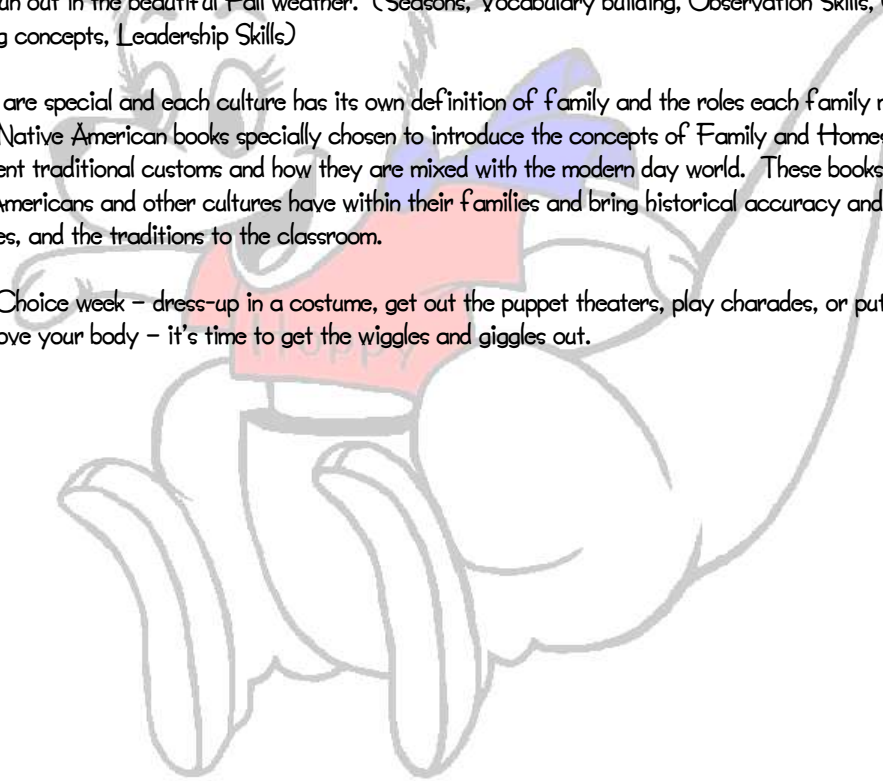
Puzzles & Manipulatives: Have a Mini-Circle Time: Read a story and then discuss what "Free Choice" means because it is Free Choice Week - so as a class - choose what 3-4 toys you all would like to play with. Discuss, Take a Vote, Compromise. Then: Set up stations using the puzzles, linking toys, and fine motor skills teaching toys the class chooses and begin rotations. Remember to leave enough CLEAN-UP Time. Please make sure that everything has all the pieces, is put back together properly and placed back on the shelf properly. We need to leave the room organized, neat and complete before we can move on to the next learning center. (improve spatial skills; fine motor skills; counting, color and pattern recognition)

Music & Movement: Have a BIRD DANCE: Hop like a bird, fly like a bird, fly fast, fly slow, Sing like a Bird, Dance to the music & have fun listening to music - use the arm ribbons like wings with feathers and enjoy being a bird as you fly and sing all around the classroom. Be creative to the music, fly straight, in circles, fly low, fly high. Then play BIRD Freeze Dance, flying to the music and stopping when the music stops. Freeze dance is a beautiful fun way to teach listening skills and following directions.

Science 1: Continue learning about and enjoying stories and songs about Thanksgiving. THEN: Head outside into the Fall Seasonal weather and changes. Go on a Fall Season Hunt to observe the season changes you can see around the Kids Klub yard.. Talk about being thankful and enjoying dinner with your family. Review good hygiene and good manners as you hike around the play-yard using your observation skills to notice what is different in the Fall Season. Play follow the leader - teacher leads first as you go all around the soft yard, the hard yard - weaving and looking, stopping and observing, studying a leaf on the tree, a leaf that has fallen to the ground, looking at evergreen pine needles, feeling the bark of trees, spinning like a Fall leaf in the wind, spreading your wings and flying like a bird. Let everyone that want to lead be a leader as you have fun out in the beautiful Fall weather. (Seasons, Vocabulary building, Observation Skills, Comparing, Gross Motor Skills connection to learning concepts, Leadership Skills)

Science 2: Families are special and each culture has its own definition of family and the roles each family member plays in the overall family. Read several of the Native American books specially chosen to introduce the concepts of Family and Homes, written by Native authors, to appropriately represent traditional customs and how they are mixed with the modern day world. These books embrace the similarities and differences Native Americans and other cultures have within their families and bring historical accuracy and proper representation of the people, the ceremonies, and the traditions to the classroom.

Theater Time Free Choice week - dress-up in a costume, get out the puppet theaters, play charades, or put on some music and dance and spin and laugh and move your body - it's time to get the wiggles and giggles out.



Monthly Theme: : Thanksgiving and Beginning of Holidays Around the World

WEEK 13 11/25-11/29 **Weekly theme:** Thanksgiving with my Family & Sharing and Giving **Letter:** Mm, Aa-Ll review M is for Mashed Potatoes **Number:** 13, 1-13 **Color:** Fall Colors **Shape:** Oval and a circle-comparing shapes **Pattern:** AAB, AAB, AAB

Daily Circle: Flag salute (English), calendar, numbers, fruits/vegetables, seasons, months, colors, shapes, songs, and animals (English, Mandarin and Spanish) What is Thanksgiving? Why do we celebrate it? Thanksgiving is about sharing a meal with our families and friends -talk about some traditional foods passed down from generation to generation. What is a parent? What is a grandparent? What traditions or special recipes does your family have? What does it mean to be Thankful? What am I thankful for? What are Table Manners? Thanksgiving Harvest Feast with your family. What is Sharing and Giving? What is a Gift? Having fun Practicing and Preparing for the upcoming Holiday Show

Songs Suggestion:


Just Like That
Run Little Turkey
Hurray it is Thanksgiving Day
Gobble Gobble

Mandarin Songs: Thank You Song

Holiday Show Practice: Jingle Bells & Happy New Year Song

Books about:

Families, Fall Harvest and All About Birds Books
Being Thankful and Friend Stories
Indigenous People/Native American Stories by Native American Authors

	Monday	Tuesday	Wednesday	Thursday	Friday
Art	Create Thanksgiving Class Banner for the upcoming Thanksgiving Feast	Thanksgiving Decorating and Art for the Kids Klub Thanksgiving Feast Easel Painting with Fall Colors - take it home for your family Thanksgiving.	Thanksgiving Decorating and Art for the Kids Klub Thanksgiving Feast Easel Painting with Fall Colors -take it home for your family Thanksgiving.	School Closed Thanksgiving	

Pre-K Reminder: Have the children double-side tape into the journal/memory book one of the Thanksgiving Art projects they made to help decorate the center for the Thanksgiving Feast at Kids Klub. Send all the rest home before Thanksgiving so family can enjoy for their own family holiday celebration.

PM Art Time: Nature inspired art with a bit of holiday sparkle for decoration around the center then send home for holidays. All month head, work on Sparkly nature inspired Holiday ornaments and decorations for the children to hang around the center and then wrap up as gifts or take up home for decorations - use sticks & branches, pine cones, leaves, pieces of wood, stones all from nature, add popsicle sticks, pipe cleaners, spangles, glitter, paint, colored pasta, cardboard, paper plates, yarn, ribbon and more. So many cute ideas, have fun creating with your class. Help the children think of people they love and want to make gifts for.

Balance & Coordination: Relay races outside if weather permits (Ball n spoons races, kick balls around the cones, hop through hula hoops, set up a double obstacle course for the relay race) divide class into teams, and have the teams relay race one by one but as part of a team. If time permits, play follow the leader-teachers go first to demonstrate -go through the yard -up and down, around the house and structures, over and under you go switching the leader every few minutes so everyone gets a turn leading the class and practicing leadership.

Blocks & Trains Lesson 1: Free Choice Block Play this week. Build by yourself or build together with your friends choosing blocks and people and animals and vehicles that you wish to add into your creation. Remember to sort and put everything back in the proper bins and back on the shelves and bins where it all goes.

Lesson 2: 13 block towers, count as you build them up, knock them down, use same and different blocks to build your towers, talk about engineering, stable towers, how to solve the problem of your tower falling over? Next make patterns with your blocks as you build them up. This week's pattern is AAB, AAB so use two different kinds of blocks or colors of blocks to make your patterns.

Dramatic Play Time: Hoppy's General Store, Home and School Lessons: Read one of the special Holiday Books placed in the learning center. Talk about what you are reading. Next talk about the changing of the Season from Fall to Winter and the holidays that come in Wintertime all around the world.

Hoppy's General Store: Review what are Harvest fruits and vegetables? What are foods we like to make at the holiday times? Have fun shopping with your friends to get ready for these holidays - what do you need? Who will be the shoppers, who will be the stockers and the cashiers, how much does the food cost? Then cook all your favorite foods in the diner kitchen, set the tables, share with your friends. Practice your table manners.

Hoppy's Home: Review what are Harvest fruits and vegetables? What are foods we like to make at the holiday times? Have fun shopping with your friends to get ready for these holidays - what do you need? Talk about weather this time of year. How do you dress yourself to stay warm? Dress the babies for Winter weather. Take them for a stroller ride around the learning center. Make sure they are dressed warm and tucked into bed when you are ready to rotate to your next center and that all the other toys you were playing with are sorted and put away properly. Have fun role modeling, learning life skills, pretending and playing with your friends.

Hoppy's Schoolhouse: Make some long term memories of what we have been learning all week and all month by teach the babies all the things you are learning in school. Have fun teaching and using the magnets, the felt, the gears and the Velcro blocks.

Kitchen Creation: Holiday Gift Making Playdough mixing time -Let's make a larger bowl of playdough this time so we can make several gifts

- what do we need to change in the recipe? How much should we add of flour, salt, water, oil? Have fun creating a creation or two or three that can be given as a gift. (Ideas -roll out your dough & cookie cut ornaments - poke a hole in the top before drying for the string (make sure there is thick enough dough area around the hole area so it does not break for years to come). You could also make a little bowl for jewelry or trinkets, create the family pet, my family figurines, my handprint, my house) Save these creations and let them dry completely. Then have the children paint then, add some holiday sparkles, glitter, spangles, let them dry and wrap them up in their handmade "wrapping paper" or decorated gift bag for someone special. (so many wonderful lessons -math/measuring, critical thinking - changing a recipe, fine motor skills- using my fingers to mix and create, following directions-recipe and steps to follow, and carefully hand-making and gift giving)

Library Time: Teach gentleness towards books -books are NOT toys and are to be teacher directed activity at all times at Kids Klub. If a book needs a repair the whole class should go into First Aid mode and discuss and fix the book that needs to be repaired. Read a collection of Thanksgiving Stories and share your own stories of holidays with your family. Have fun predicting what happens next in the story or how it ends. Read throughout your day as much as you can connecting the themes and learning concepts to every learning center lesson you experience. Connecting learning concepts with gross motor skills building helps children with a solid understanding.

Puzzles & Manipulatives: Holidays around the world are filled with treats and sweets - Let's learn our basic math lessons using the Numbers, Shapes, Colors Ice Cream Cones, Cupcakes, Popsicles, Cookies and more colorful fun teaching toys. Let's learn patterns, sorting and spatial recognition with our special collection of Manipulatives & Puzzles (Fine Motor skills & Math)

Music & Movements: Outside in the Fresh Air if weather permits - put on your jackets and stretch to the sky, touch your toes, spin around, jog in place, jog across the play yard, wiggle your arms, wiggles your legs, wiggle your body... fly like a bird, sing like a bird. Sing holiday songs as you dance across the yard. Learn that it is fun taking good care of your body with fresh air and exercise.

Social Science: Lesson 1: Use this time to begin practicing for the Kids Klub holiday show- this is our special "tradition" and special celebration with songs, stories and fun costumes of our holiday season. Then: Seasons & Senses: When you head outside to the playground- use your senses to observe the coming of winter. Can you find any signs of Winter? Have fun pretending to be winter weather - blowing like the wind, twirling like a snowflake.

Lesson 2: Use this time to practice for the Kids Klub holiday show- this is our special "tradition" and special celebration with songs, stories and fun costumes of our holiday season. Then: continue to read Holiday Stories about Holidays Around the World and sing some holiday songs. Talk about the joy of making and the tradition of giving gifts -talk about how starting next week the children will be starting their gifts they are making for their family members along with hand making a care, wrapping paper and how special these gifts will be for their parents, grandparents and something that will be kept for years to come.

Theater Time: Free Choice Theater: Dress-up in your favorite costumes, add in accessories, and get up on stage and have fun acting with your friends. Turn on the music and dance with your friends on stage, sing with your friends and act out the character you are dressed up as. Place charades: Can your classmates guess who or what you are acting out?

