



June will be full of exciting experiences at Kids Klub that will challenge your child and engage them in learning, guided play, creative development as well as stimulating their natural curiosity. As we begin June 2021 still with an abundance of caution and a “new normal” for Kids Klub, your child will be having fun with summer themes that let them play and learn. They will be exploring the world around them inside and outside at Kids Klub, keeping our cautious hygiene routines in place and experimenting with new materials in the warm sun and fresh air of the great outdoors as much as possible. From dreaming of summer vacations to visiting all kinds of places near home, in the US and around the world and beyond to learning how the science of making ice cream works first hand, your child will be building vocabulary; building listening, fine motor and gross motor skills; increasing their understanding of basic math such as patterns, spatial orientation, categorizing, fractions and counting of course all while being creative, silly, and well, just being a kid.

Under the umbrella of our monthly theme: *Ready, Set...Let's Go! Transportation and Summer Vacations*, your little ones will be learning all about Transportation focusing on many different kinds of Vehicles that exist in our world today. The children will think about locomotion, “moving from one place to another” and research the concepts through a selection of transportation story books they will read in circle time, nap time, library time and in Blocks & Trains and of course the Science Learning Center time. Your child will be taking their new learning about vehicles and putting it to work as they study the communities they live and play in. We will continue our learning of Community Helpers as we study transportation and all of the things that must be moved from one place to another. They will also apply their learning and be discussing transportation to their dream vacation spots like the park, beach, amusement parks, museums, national parks and to places all around the world. Summer learning will also include ice cream and the wonders of liquids and solids, ice and water and the introduction of tiny molecules that make up all the things in our world. Our summer fun learning will take them to a week of Melon Madness as we learn all about growing and eating summer melons such as Cantaloupe, Honeydew, Crenshaw and of course a favorite, Watermelons. A very important lesson this month and one filled with love and fun will be why Fathers and Father-figures and Grandfathers are so very special. We celebrated our Moms/Mothers/ Mother-figures and Grandmothers last month and this month it is Dad's turn.

In our Science & Blocks and Trains Learning Times, transportation and how vehicles move, will fill the discussions as they plan their towns and vacation spots with vivid imagination. The children will be thinking about transportation “moving from one place to another” and testing their hypothesis using tools like vehicles, tracks, ramps and blocks where they can check their “guess” and then “experiment” with other types of materials like heavy and light wood blocks, large and small blocks, etc. During art and writing time, they will draw and write about what they have learned, developing and strengthening their vocabulary. STEM learning extends outside as they study and learn the names of the parts of the vehicles they ride on and play with in the woodchips and sandbox at Kids Klub. The children will even get to put on their own vehicle car wash as part of the fun. We will study all kinds of vehicles this month and learn what each of them is called and what they can do. This will include all forms of transportation vehicles from Bicycles, Trains, Buses, Airplanes, Ferries, Cruise Ships, Tankers, Tractors, Construction Vehicles, Automobiles, skateboards, scooters and much more. The topic of locomotion teaches the children so much about approaching, critically thinking about, understanding, exploring and then possibly changing the world. Color identification and mixing will be a focus during art and texture exploration will stretch their learning to include even more of their 5 senses development.

STEAM learning continues with Melon Madness and Sink & Float lessons throughout the month. The children will continue their learning through research, exploring, guessing, testing and experimenting. Your child will be learning about all the different kinds of healthy melons that grow and ripen in the summer. They will not only study and talk about but also touch, smell and taste these melons as they continue their on-going lessons on nutritious foods and taking care of their bodies. The children will study both the outsides and insides of these melons. We will discuss colors, sizes, weight, textures and explore the lifecycle of seeds. Melons will be studied as food but also used for physics experiments as we roll them, as art material as we try stamping and painting with the rinds, and their seeds will be used for roasting and planting.



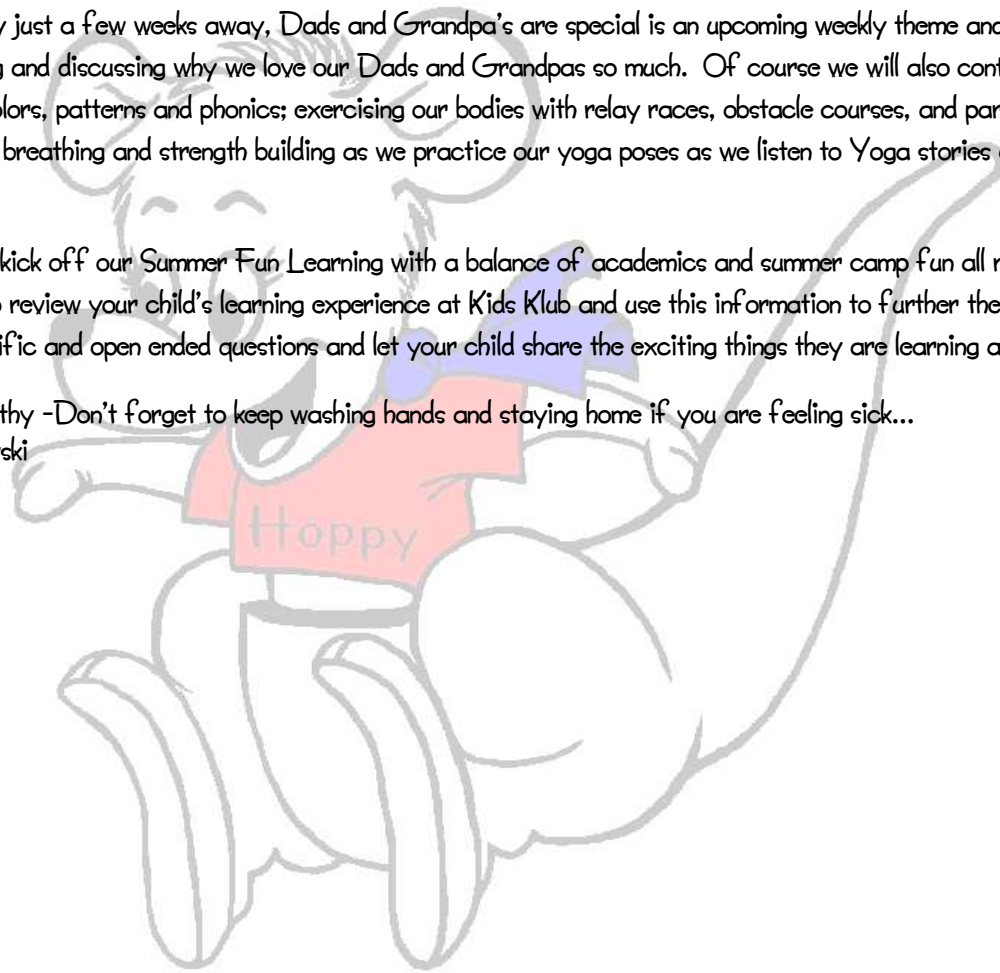
As part of Science, Locomotion, Transportation and Water Play, your child will also be learning about what sinks and floats and working with different kinds of weights to see what amount of weight "sinks" the boat and other objects in the water exploration buckets and tables. Measuring, pouring, stirring and experimenting will also be a part of these fun and educational themes as we move science outside into the sunny summer weather.

Hoppy's Home and Hoppy's General Store play time will be hopping with lots of shopping, discussion, vocabulary building and preparation by your children for Father's Day Parties, Ice Cream Parties, Summer Activities and just day to day life. Hoppy's School House will be in session as the children teach their friends and the Kids Klub dolls all about what they are learning in school each day using the felt boards, magnet boards, moving gears, and the Velcro block walls. Talking and demonstrating to others what you are learning helps with retention full fold and enhances the learning experience overall.

With Father's Day just a few weeks away, Dads and Grandpa's are special is an upcoming weekly theme and we will be spending lots of time reading and discussing why we love our Dads and Grandpas so much. Of course we will also continue learning our numbers, letters, colors, patterns and phonics; exercising our bodies with relay races, obstacle courses, and parachute play as well as stretching, deep breathing and strength building as we practice our yoga poses as we listen to Yoga stories on our mats outside in the fresh air.

We are excited to kick off our Summer Fun Learning with a balance of academics and summer camp fun all rolled into one. Please take time to review your child's learning experience at Kids Klub and use this information to further the learning experience at home. Ask specific and open ended questions and let your child share the exciting things they are learning at school.

Stay safe and healthy -Don't forget to keep washing hands and staying home if you are feeling sick...
Bambi Wojciechowski





Monthly Theme: Ready, Set...Lets GO! Transportation and Vacations

WEEK 39 Weekly Theme: Ready Set Let's Go - Transportation and Vehicles: Airplanes, Bicycles, Boats, Cars, Trucks and Trains
Letters: Aa-Zz, A for Airplane, B for Bicycle & Boat, C for Car, T for Trains and Trucks **Numbers:** 1 - 20+, 30 **Colors:** Blue & Yellow
Shapes: Vehicles (airplanes, bicycles, boats, cars, trucks, and trains) **Patterns:** ABCTABCT [Airplane, boat/bicycle, Car, Truck/Train]

Daily Circle: Flag salute (English), calendar, numbers, months, seasons, weather, colors, shapes, Sight Words, fruits/vegetables, songs and animals (English and Spanish), Transportation, Vehicles, Fuel(gasoline, battery, human, air, water power), What does each vehicle do? How does it look, sound, move and how many people or things does it transport? What does it travel on-rails/track, roads, dirt, air, water?

	Monday	Tuesday	Wednesday	Thursday	Friday
Circle		Introduce Sight Words, Review What is Transportation? What is a Vehicle?	Why do we need vehicles? What community helpers drive vehicles for our community?	What makes a vehicle move?	Discuss a community, businesses, community helpers all tied together by roads, rails, waterways
Math	CENTER CLOSED for Memorial Day	Pattern lessons - what is a pattern? What repeats, can I copy it?	Sort transportation vehicles by color, size, and category - where does it move, what does it carry?	Group transportation vehicles in tens	Count transportation vehicles
Writing		Write sight words Practice Your Full Name	Write sight words	Write my address	first and last name & phone number
Language		What do you think could happen if you changed the wheels on a truck to a bottom of a boat? Or a skateboard?	Discussion: Trains and airplanes - what are the similarities? What are the differences?	Discussion: Boats and cars airplanes - what are the similarities? What are the differences?	Discussion: Which vehicles go high/low and fast/slow? What is your favorite mode of transportation?
Art		Make your own playdough and design your favorite vehicle -let it dry, paint and share with Dad for Father's Day	Cut out shapes and design a vehicle using different shapes for all the parts. Glue together. What does your vehicle do? We will be using these as part of our Father's Day Decorations around the center.	Easel Paint outside if weather permits your favorite vehicle and scene where it is working to move things from one place to another.	Paint with different kinds of cars - have rolling cars through paint and over long pieces of butcher paper. Have fun being creative with different art supplies
Zoo Phonics		Letters Aa -Zz and Aa for Airplane, B for Boat and Bicycle, C for Car, T for Train & Truck	Letters Aa-Zz Aa for Airplane, B for Boat and Bicycle, C for Car, T for Train & Truck	Letters Aa-Zz and Aa for Airplane, B for Boat and Bicycle, C for Car, T for Train & Truck	Letters Aa-Zz and Aa for Airplane, B for Boat and Bicycle, C for Car, T for Train & Truck

PM Art: Teacher's Choice - Have Fun!

Balance & Coordination: Have fun creating a "Transportation" Obstacle Course- Talk about all kinds of vehicles first then PRETEND as you go around and around that you are a car, truck, plane, bicycle, motorcycle, a skateboard, semi-truck, a cargo plane, a cargo ship, a train, a ferry, and so many more forms of transportation. What does each vehicle look like? What does it sound like? What does it transport? How much can it transport? Does it transport on a road, in the air, on water, on a rail/track? Does it run on gasoline, diesel, battery or human power? If it transports people - how many people can it transport? How does it take-off? How does it land or stop? Have fun going over the bumps and under the tunnels as you learn through play all about vehicles that transport.

Blocks **Lesson 1:** Build roads and bridges and ramps that can accommodate all the transportation vehicles-test them to see if your bridge will hold up when vehicles go over it. Can the boat get under the bridge?

& Trains: **Lesson 2:** Build roads w/ wooden blocks for vehicles, train tracks for the trains & create water ways for boats and then add community all around the tracks, roads and waterways so that homes, schools, hospitals, grocery store, fire department, police department, auto mechanics, recycling centers, restaurants and more are able to be visited by vehicles and people.

Manipulatives: Building fine motor skills through linking, peg play, vehicle puzzles and more -talk about patterns -What is repeating? How can we extend this pattern? How can we repeat it with other types of materials? Have the children sort each box -math skills: sort by size, color, create patterns, help to categorize and count to enhance the math learning.

Library Time: Read books about Transportation all day long - talk about the way people and things are moved from one place to another.



Richard Scarry books are filled with Vehicle and Transportation Learning (enhance listening, vocabulary & conversation skills)

Hoppy's Home Time: What kind of vehicles do we have at our homes? (i.e. bicycle, wagon, lawn mower, skateboard, car, truck, boat)
What do we use them for? Have fun taking care of the house. Cook dinner, mow the lawn and fix things that are broke.

Hoppy's General Store: Play cafe & explore ways food gets delivered to the store and cafe by: boat, truck, plane, train
What would we do without Transportation Vehicles - what did they do in the past (enhance themed lesson)

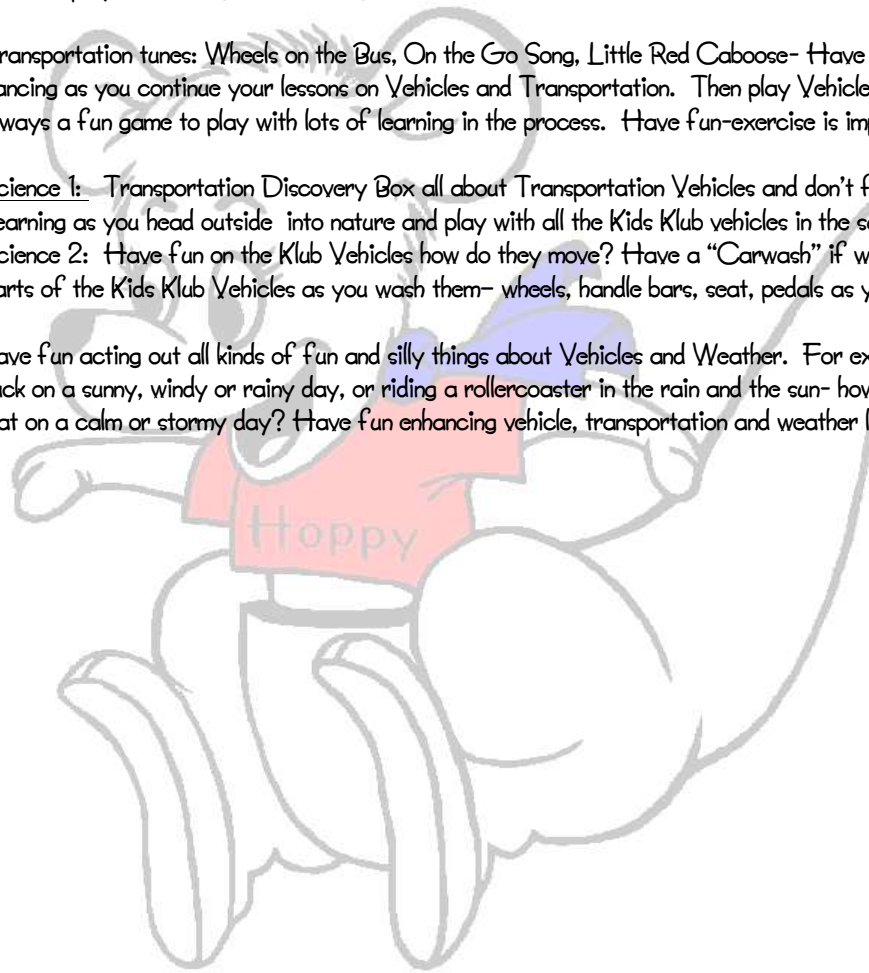
Hoppy's School: Teach your friends or the baby dolls what you are learning at Kids Klub this week. Felt, Magnets, Velcro and Gears are fun!

Kitchen Creation: Let's make silly putty- 1 part liquid starch to 2 parts Elmer's glue - measure, pour, stir, mix, touch and feel and play (measuring and following directions)

Music: Transportation tunes: Wheels on the Bus, On the Go Song, Little Red Caboose- Have fun making music, singing and dancing as you continue your lessons on Vehicles and Transportation. Then play Vehicle Simon Says "Fly like a Plane" is always a fun game to play with lots of learning in the process. Have fun-exercise is important for the body and the mind.

Science: Science 1: Transportation Discovery Box all about Transportation Vehicles and don't forget to continue the vehicle learning as you head outside into nature and play with all the Kids Klub vehicles in the sand box and all around.
Science 2: Have fun on the Klub Vehicles how do they move? Have a "Carwash" if weather permits. Talk about the parts of the Kids Klub Vehicles as you wash them- wheels, handle bars, seat, pedals as you Wash, Dry, and then Ride

Theater Time: Have fun acting out all kinds of fun and silly things about Vehicles and Weather. For example: act like a plane or train or truck on a sunny, windy or rainy day, or riding a rollercoaster in the rain and the sun- how would it differ, motoring like a boat on a calm or stormy day? Have fun enhancing vehicle, transportation and weather learning through creative theater.





Monthly Theme: Ready, Set....Lets GO! Transportation and Summer Vacations

WEEK 40 Weekly theme: We All Scream for Ice Cream Letters: Aa-Zz, I for Ice Cream, Numbers: 1-30 Colors: Pink White & Brown (Strawberry, Vanilla & Chocolate) Shape: Cone Pattern: Vanilla(V), Chocolate(C) Strawberry(S),VCSVCS

Circle Time: Flag Salute, Zoo Phonics, calendar, numbers, names, letters, colors, shapes, Summer, Four Seasons, What is the weather like in Summer? Summer vacations, where do we like to go? Why do we like to eat Ice Cream in Summer?, What is ice cream made of?, How do you make ice cream?, What makes up the different flavors in ice cream?, What is your favorite flavor? Concepts: melting and freezing, cold and hot, solids and liquids, what is a molecule?

	Monday	Tuesday	Wednesday	Thursday	Friday
Circle	Introduce sight words	What words begin with I and C?	Discussion: What is Ice Cream Made of?	What is your favorite flavor of Ice Cream?	Review patterns
Math	Dot to dot 1-20 and lets practice adding	Pattern VCSVCS Vanilla, Chocolate, Strawberry	Count vehicles- sort by colors, group by 5 and 10's	Math workbook and counting to 20 and beyond	Pizza Pie Fractions lesson and 2 workbook pages 1-20
Writing	My favorite 2 colors	Review sight words	My favorite 2 days of the week	My name and my best friend's name	Write our favorite ice cream flavor
Language	Discussion: Ice cream flavors-what new ones would you like to try?	Write sentences with sight words	Discussion: How to make ice cream- recipe writing	Read a story book about manners and summer time fun	Discussion: liquid/solid, Freeze/melt, sweet/salty
Art Use this week to start Father's Day Projects	Make a large class banner for the Father's Day BBQ Start Father's Day Gifts, Cards & wrap	Cut and paste a banana split and ice cream cone creations add glitter & spangles as the sprinkles on top and work on Father's Day gifts, cards etc.	Work on Father's Day Gifts Cards and Wrap If time, Mix shaving cream, glue and pink and white paint together- texture play is fun	Father's Day Projects and Easel painting - paint with ice cubes - how does this change your art?	Ice Cream Cone Themed Art and continue work on your Father's Day Gifts, Cards and Wrapping
Zoo Phonics	Letters Aa - Zz	I is for Ice Cream	Letters Aa - Zz	V is for Vanilla, C is for Chocolate and S is for Strawberry	Letters Aa - Zz but jump around and see if the children remember the sound the letter makes

PM Art: Dot Marker Art and Drawing Time

Balance & Coordination: Relay races of all kinds -with cones filled with ice cream scoops (balls), egg and spoon, touch the cones etc Form Teams, work together and Learn Good Sportsmanship as you compete with the other teams in your class.

Blocks & Trains: **Visit 1:** Build places you want to visit on vacation someday. Share what you have built with your class. **Visit 2:** Build towns with wood blocks; add roads, waterways, and train tracks and the community of businesses and homes, schools, restaurants, hospitals, fire and police station.

Dramatic Play

Hoppy's Home: Time for Father's Day BBQ and lets serve Ice Cream for Dessert- have fun getting the babies ready for the special bbq, plan the menu, clean the house, mow the lawn and go shopping for and prepare the food.

Hoppy's General Store: Let's Shop for a Father's Day BBQ and lets serve Ice Cream Sundaes for Dessert - Share with your class what you have decided to serve for your Father's Day BBQ

Hoppy's School: Teach your friends or the baby dolls what you are learning at Kids Klub this week. Have fun using the Felt, Magnets and Gears.

Kitchen Creation: Liquid to Solid Science: Making individual baggies of simple healthy homemade vanilla ice cream - follow



directions, learn firsthand about liquid to a solid through freezing the molecules in the liquid.

Library: Read at Circle Time, Nap Time, End of Day and all around the center and listen to stories about Ice Cream and Dads this week. (enhance listening skills, vocabulary and learning concepts)

Manipulatives: Ice Cream Cones for counting, sorting, pattern stacking and more. Add in the Cookies, Donuts and Popsicles for matching shapes, colors and numbers. (develop fine motor skills and basic math skills)

Music: First sing the Ice Cream Song and All Scream for Ice Cream then have fun Listening and moving – let's pick our favorite music and dance to the beat – can you hear it? Feel it? (develop a sense of rhythm)

Science: Room 1: What sank the boat? (Sink, Float and Weight lesson -enjoy hands-on learning)
Room 2: Let's Learn About Transportation Vehicles of many kinds. Watch how they move, what they can do, what they move from one place to another. Hear what they sound like and learn the names of the vehicles. Science Video (build vocabulary, watch movement of each vehicle, practice listening skills)

Theater: Dress in our favorite costumes and have fun putting on a show with our friends (build confidence, self dressing practice, stimulate imagination)





Monthly Theme: Ready, Set....Lets GO! Transportation and Vacations

WEEK 4 Weekly theme: Dads Are Special & Summer Vacation Numbers: 1-30 Colors: Yellow and Red

Letters: Aa-Zz, D is for Dad, F is for Father, G is for Grandpa, V for Vacation, S for Summer

Shapes: Shapes Found on Vehicles Patterns: DGDGDG (Dad, Grandpa)

Circle Time: Flag Salute, Zoo Phonics, calendar, numbers, names, letters, colors, shapes, What is my favorite thing to do with my dad? Where do you dream to go with your Dad/Grandpa/Family on a summer vacation?, is it near or far, long or short trip, how will you get there? What kind of vehicles?, How does this vehicle move?, What will you do when you get there? Where will you, what will you eat - let's get all the details planned out so someday you can go there with your family/Dad/ Grandpa or friends.

	Monday	Tuesday	Wednesday	Thursday	Friday
Circle	Review letters, shapes, numbers, colors	Review pattern, animals	Review numbers colors English and Spanish	Review fruits and last names	Review fire drill procedure
Math	Count 20 circles and triangles - can you count to 30?	Group circles and triangles by 5's (1-20)	Pattern Play DGDGDG, 123,123,	Divide 20 triangles into groups of 5's - how many groups do you get	Sort big and small triangles and circles-count how many
Writing	Write the shapes and colors of the week	Write opposite words	Review letters and numbers	Practice patterns	Review sight words
Language	Read a special Story about Dads and Grandpas	Discussion: Where would you like to go on a vacation?	Discussion: My favorite vacation with my Dad or Grandpa	Share a story about your family	Discussion: feelings - what are they?
Art	Create a 2 nd Father's Day BBQ Banner for Outside decorations & work on Father's Day gifts, card, wrap	Work on Father's Day gifts, card and wrapping paper, bag, etc then Finger-paint	Work on Father's Day gifts and then paint a vacation picture of where you would like to go.	Finish up the Father's Day gifts, card and wrapping. Marble & Golf Ball Painting	Colorful Pasta Necklace Lacing. Make a necklace for your Dad and yourself.
Zoo Phonics	Letters Aa - Zz	Letters Aa - Zz	Letters Aa - Zz	Letters Aa - Zz	Letters Aa - Zz

PM Art: Let's Make a Nature Collage & Easel Painting

Balance & Coordination Lets work on our Jumping skills. Use the noodles, hoops, dots and shapes on ground to build a jumping course. Jump over the noodles and onto and into the hoops, dots and shape spots. Build low, medium and high jumps.

Blocks & Trains Create ramps and bridges and roll balls and vehicles up and down the ramps? Talk about what is happening to the balls and vehicles. What are the successes? What are the problems? How can you solve the problems? Pick a Target Location in your classroom - Can you get the ball & vehicles to go where you want them to go?

Library: Read about Dads and Vacations and then Create our own story and share it with your class (listening skills)

Manipulatives: Connecting, Stacking, Linking, Patterns, Shapes, Colors and Numbers let's develop math and fine motor skills

Happy's Home: Time for a Father's Day Party - Lets Clean, Bake and all sit down to eat the desserts we baked.

Happy's General Store: Shop for a long vacation with your Dad or Grandpa-talk about where you are going and what you are taking and why. What are your favorite travel snacks and meals? (encourage socialization)

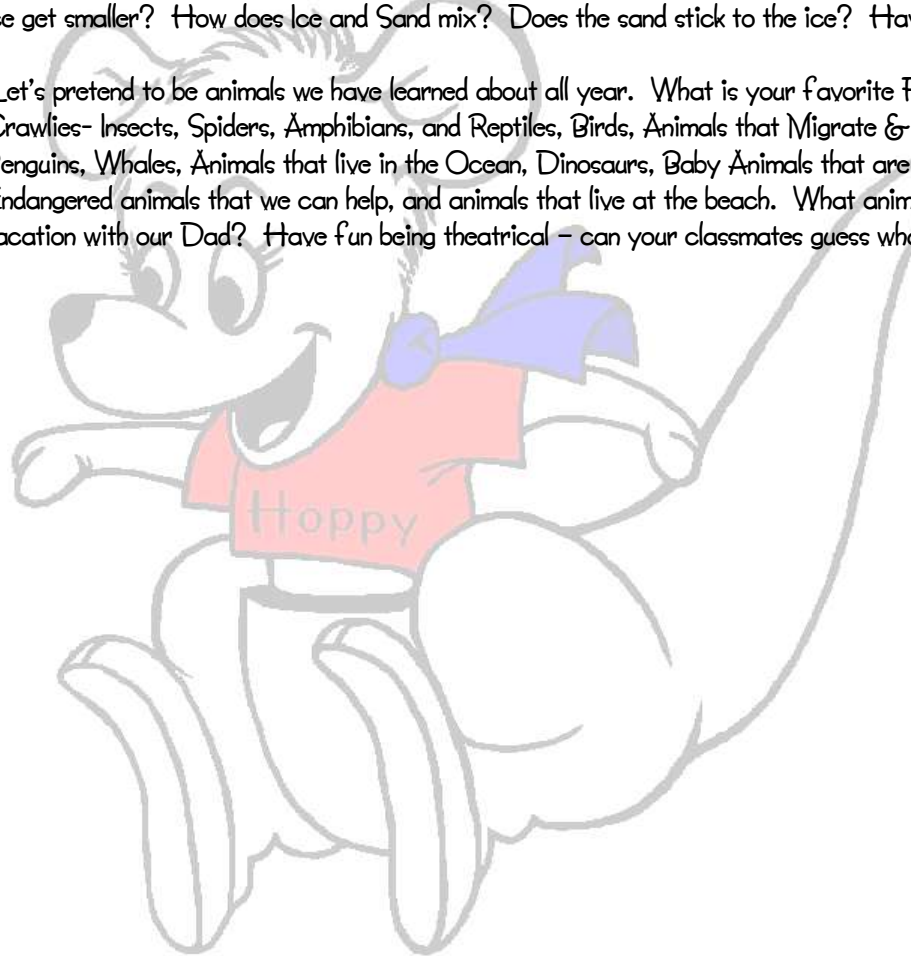
Happy's School: Teach your friends or the baby dolls what you are learning at Kids Klub this week.

Kitchen: Make healthy cool a summer drink-how do we make things cold? (encourage following instructions)

Library: Read about Dads and Vacations and then Create our own story and share it with your class (listening skills)



- Manipulatives:** Connecting Circles, Stacking Pegs and linking fish – let's make colorful patterns (develop fine motor skills)
- Music:** Outside if weather permits –Freeze Dance to action songs, follow the directions while exercising our bodies. Then enjoy a Yoga Stories and Poses on your yoga mats outside in the fresh air to follow.
- Social Science:** Lesson 1: Father's are Special Stories & Discussion Work on Father's Day cards and gifts (the importance of family)
- Science** Lesson 2: Summer Fun Science -Water and sand play, Water and Ice play – Outside in the sandbox-How does water effect sand? What does dry sand look and feel like? Can you see each grain of sand? What changes to the sand can you see when you add water? What changes can you feel when you add water to sand? Does the sand fall through your fingers when it is wet like it does when it is dry? Next add Ice to your water and watch what happens. Does the ice sink? Does the ice Float? Does the ice stay the same size? Why does the ice get smaller? How does Ice and Sand mix? Does the sand stick to the ice? Have fun!
- Theater:** Let's pretend to be animals we have learned about all year. What is your favorite Farm Animals, Creepy Crawlies- Insects, Spiders, Amphibians, and Reptiles, Birds, Animals that Migrate & Hibernate – like Reindeer, Penguins, Whales, Animals that live in the Ocean, Dinosaurs, Baby Animals that are born in the Spring, Endangered animals that we can help, and animals that live at the beach. What animals might we see on a vacation with our Dad? Have fun being theatrical – can your classmates guess what animal you are?





Monthly Theme: Ready, Set....Lets GO! Transportation and Vacations

WEEK 42 Weekly Theme: It's Watermelon Week Letters: Aa-Zz, W for watermelon, F for fruit, V for vegetable
Numbers: 1-30 Colors: Red, Green and Black Shape: Fruit Pattern: WFWWFV(Watermelon, Fruit, Vegetable)

Circle Time: Zoo Phonics, calendar, numbers, names, letters, colors, shapes, What is Summer? The 4 Seasons, What do we do in Summer? What is a watermelon?, What is a fruit? A vegetable?, What is inside a watermelon?, What is a seed? How do watermelons grow?, What does a watermelon taste like?, Learning concepts: round and oval, hard and soft, heavy and light, rough or smooth,

	Monday	Tuesday	Wednesday	Thursday	Friday
Circle	Discussion: Fruits	Discussion: Vegetables	Discussion: What does a watermelon taste like	What is a seed?	Review what you take on a picnic
Math	WFWWFV pattern - Watermelon, fruit, vegetable	Estimate how many seeds in our watermelon	Count to 20 and sort 20 objects into pile of 5's	Adding and Subtracting with the number 5	Number worksheet
Writing	Dot to dot A-Z	My watermelon is...	Summer Vacations are fun	Why I like Watermelon	Name (first & last) Address
Language	Discussion: What does watermelon taste like?	Name all the colors in English and Spanish	Share a family vacation story	Read a Story about Summer	Discussion: Watermelons are ...
Art	Create a class Summer Fun Banner	Paint with paint powder	Tear and weave a basket and cut magazine fruits and vegetables to glue in the basket	Paint a summer scene with watercolors	Fingerpaint and mix colors
Zoo Phonics	Letters Aa - Zz	Letters Aa - Zz	Letters Aa - Zz	Letters Aa - Zz	Letters Aa - Zz

PM Art: Slime Time: Let's make some summer fun slime OUTSIDE and get messy!

Balance & Coordination: Study Physics, force, motion, gravity and lift as the class works together using the large and small Parachutes Experiment with rainbow balls and bean bags and research which is easier to roll, bounce, lift (gross motor skills)

Blocks & Trains: Building towers with 5, 10, 15 & 20 blocks use different shapes and sizes and problem solve to get the towers to not fall over. How high can you go? Then, have lots of fun knocking them down and starting over. (Physics, Engineering, Cause & Effect)

Library Time: Read lots of themed books at Circle Time, Lunch Time, Nap Time, End of Day and all throughout the day as you rotate from Learning Center to Learn Center. Discuss Vocabulary along the way and always pick out the beginning, middle and ending to the stories. When you visit Hoppy's School, have a fun using the flannels to create a whole story as a class-discuss the beginning, the middle and the end of the story - what is the "problem" in the story and what solutions can you create for the story.

Manipulatives: Link-it/Stacking it/ Lace It/Peg It - Let's build fine motor skills while also counting, patterning, sorting

Hoppy's Home: Time for Summer Fun at Hoppy's Home: Have fun playing house together, cleaning, cooking, building and taking care of the babies.

Hoppy's General Store: Shop for fruits and vegetables and talk about the names of each one. (healthy foods)

How can we cook them and use them to eat? Cook them up in the café and serve them to our friends.

Hoppy's School: Teach your friends or the baby dolls what you are learning at Kids Klub this week.

Kitchen Creation: Make a batch of Red Playdough and create a Watermelon and Vehicle Creation. Measure, Mix, Follow



Directions and Have fun designing and creating.

Music: Outside if weather permits -Sing Songs. Play Pattern Follow the Leader with snaps, claps, slaps, hands in the air, hands touch your toes. Hop, turn around, freeze, repeat. How many patterns can you remember?

Science: Lesson 1. Watermelon Wonder and Melon Madness: Hand washing, sanitizing the table and then study the outside - color, texture, shape, try to hold it: weight (heavy or light?) measure the circumference, tap it - what do you hear?, then cut it open, study the insides, what color, texture do you see, wet or dry, holes or completely filled in, use your nose to smell, then taste - sweet or sour? Rough or smooth on the tongue? Study and compare the watermelon to the other melons on display- what are their color, texture, size and weight differences? Similarities? Open them up and compare the insides next - what is the color? How does the texture of the fruit compare? Now smell, and taste your bites be careful and safe with your space, your hands, and cover your mouth and nose if you need to sneeze. It is important to keep everyone healthy and safe as we study our Melons. Lesson 2. Five Senses Science at snack, lunch, kitchen creation time, at nap and outdoor time - Inside or Outside, close your eyes, listen with your ears, what do you hear? Open your eyes- what do you see? Take a big breath with your nose - can you smell anything? Touch things - are they hot or cold, rough or smooth, and use your mouth to taste your snack, your lunch, the water melon.

Theater: "Let's pretend" we are: birds in the sky, fish in the ocean, eating a watermelon, going to the park with my family, Stand on stage, act out your scene and see if your classmates can guess what you are pretending to be or do.

